



सत्यमेव जयते

भारत सरकार

Government of India

विद्युत मंत्रालय

Ministry of Power

उत्तर क्षेत्रीय विद्युत समिति

Northern Regional Power Committee

No. उ.क्षे.वि.स./प्रचालन/102/01/2022/9310-9348

दिनांक: 29.09.2022


**विषय:** उत्तर क्षेत्रीय विद्युत समिति की एल.जी.बी.आर. उप-समिति की 27<sup>वीं</sup> बैठक का कार्यवृत्त ।

**Subject:** Minutes of 27<sup>th</sup> LGBR Sub-Committee meeting of NRPC.

उत्तर क्षेत्रीय विद्युत समिति की एल.जी.बी.आर. उप-समिति की 27<sup>वीं</sup> बैठक दिनांक 27.09.2022 को आयोजित की गई। उक्त बैठक का कार्यवृत्त उत्तर क्षेत्रीय विद्युत समिति की वेबसाइट <http://164.100.60.165> पर उपलब्ध है। यदि कार्यवृत्त पर कोई टिप्पणी हो तो कार्यवृत्त के जारी करने के एक सप्ताह के अंदर उ.क्षे.वि.स. सचिवालय को सूचित करें।

27<sup>th</sup> LGBR Sub-Committee meeting of NRPC was held on 27.09.2022. The Minutes of this meeting has been uploaded on the NRPC website <http://164.100.60.165>. Any comments on the minutes may kindly be submitted to NRPC Sectt within a week of issuance of the minutes.

**संलग्नक:** यथोपरि

  
29/09/2022  
(सौमित्र मजूमदार)  
अधीक्षण अभियंता (प्रचालन)

सेवा में,

उ.क्षे.वि.स. की एल.जी.बी.आर. उप-समिति के सदस्य

## Minutes of the 27<sup>th</sup> LGBR Sub-Committee meeting

1. 27<sup>th</sup> LGBR Sub-Committee meeting was held on 27.09.2022 through Video Conference.
2. Member Secretary, NRPC extended a warm welcome to all the members and participants of the meeting. He informed that this meeting is being conducted for half yearly review of LGBR report for the FY 2022-23 and the preparation of Load Generation Balance Report (LGBR) for the FY 2023-24.
3. NRPC representative informed that requisite data format for preparation of LGBR for the FY 2023-24 were circulated to all Generators and SLDC's of Northern Region and subsequently they were requested to submit the data in prescribed format by 26<sup>th</sup> Sep 2022.
4. The copy of presentation delivered in the 27<sup>th</sup> LGBR sub-committee meeting is attached as **Annexure-I**. Discussions held on the projected figures of demand for FY 2023-24 and scheduled outages of generators are as under:

### A. Anticipated Demand Data of for the period Apr-23 to Mar-24

- It was intimated that all states / UTs of NR region, except Chandigarh, Haryana and UT of J&K and Ladakh have submitted their demand data.
- NRPC representative presented the demand figures computed by NRPC Secretariat from Weightage Average method and CAGR method and the figures submitted by states / UTs.
- Following discussion w.r.t to demand data of all states / UTs of NR region were held in the meeting:

**Chandigarh** – The Committee agreed that Energy Requirement and Peak Demand figures computed by NRPC secretariat through CAGR method shall be considered for preparation of LGBR 2023-24.

**Himachal Pradesh** – The Committee agreed that for Energy Requirement and Peak Demand data reported by state shall be considered for preparation of LGBR 2023-24.

**Uttarakhand** – The Committee agreed that for Energy Requirement and Peak Demand data reported by state shall be considered for preparation of LGBR 2023-24.

**Haryana** – The Committee agreed that Energy Requirement data reported by state shall be considered for preparation of LGBR 2023-24 and for Peak Demand figures computed by NRPC Secretariat through CAGR method shall be considered for preparation of LGBR 2023-24.

**UT of J&K and Ladakh** – The committee agreed that Energy Requirement data reported by state shall be considered for preparation of LGBR 2023-24 and for Peak Demand figures computed by NRPC secretariat through CAGR method shall be considered for preparation of LGBR 2023-24.

**Punjab** – The Committee agreed that for Energy Requirement and Peak Demand data reported by state shall be considered for preparation of LGBR 2023-24. Further, representative of Punjab mentioned that their demand trend in the presentation slide pertains to restricted demand and their unrestricted demand shall be considered.

**Uttar Pradesh** – The Committee agreed that for Energy Requirement and Peak Demand data reported by state shall be considered for preparation of LGBR 2023-24.

**Delhi** – The Committee agreed that for Energy Requirement and Peak Demand data reported by state shall be considered for preparation of LGBR 2023-24.

**Rajasthan** – The Committee agreed that for Energy Requirement and Peak Demand data reported by state shall be considered for preparation of LGBR 2023-24.

## **B. Proposed Planned Outages for the period of Apr-23 to Mar-24**

- The Proposed Planned outages of generators, received from states and Generating utilities for the period of Apr-23 to Mar-24 was discussed.
- MS, NRPC informed that there are large number of 500 MW and above units in NR region and their outage schedule shall be planned according to the Annual Outage Planning methodology decided in 1<sup>st</sup>, 12<sup>th</sup> & 18<sup>th</sup> LGBR Sub-Committee meeting.
- Based on the deliberation held in the meeting, some of the outage of thermal units of 500 MW and above were revised (changes have been highlighted with red colour in **Annexure-A.I**).
- The planned outage schedule for generators in NR, agreed in the meeting is enclosed at **Annexure-A.I**.

## **C. Anticipated Demand and Availability for the period Oct-22 to Mar-23**

- NRPC representative informed committee that for half yearly review of LGBR for FY 2022-23, SLDC's of NR states and UTs were requested to submit anticipated demand and availability figures from Oct'22 to Mar'23 both in terms of energy and peak. In this regard, data from only Delhi, Punjab, UP

and Uttarakhand. (Proposed Figures submitted by SLDC's for Demand and Availability from Oct'22 to Mar'23 are *enclosed at Annexure-A.II.*

- With regard to Delhi data, SLDC representative intimated the Committee that figures for Peak Time Power Availability (in MW) are reported low compared to CEA LGBR report 2022-23 as CCGT Bawana is considered 300 MW against 1097 MW, Pragati is considered 0 MW against allocation of 330MW and GT is considered as 40 MW against allocation of 90MW due to costlier fuel. Nevertheless, Delhi DISCOM would explore power exchange to bridge the gap, if any.
- For Uttarakhand, shortfall was observed for both energy and peak from Oct'22 and Mar'23 and SLDC representative intimated that deficit as reflected in the LGBR report submitted by UPCL is mainly because gas-based power generation from M/s SEPL and M/s GIPL are not considered as both the plants are under shutdown since October 2021 due to non-availability of gas at reasonable rates.
- MS, NRPC asked Uttarakhand SLDC representative to brief the committee regarding steps being taken by SLDC to meet this deficit.
- In regard to this, Uttarakhand representative intimated that since the chances of getting gas on a reasonable rate in upcoming months is very bleak and in order to cater the demand of the State, UPCL has floated medium term power purchase tender in DEEP Portal for the period October 2022 to March 2023 for a quantum of 350 MW RTC.
- Further, he also informed that UPCL has also floated a tender of reverse banking of power in which power (100 to 300 MW) will be taken by UPCL in different months between period from November 2022 to March 2023.
- Further, he mentioned that the remaining shortage of power will be arranged through Short Term Tender which will be floated after the finalization of medium term tender. The real time gap of demand and availability will be managed through the power exchanges on day ahead basis to maintain 24 X 7 supply to the consumers of the State.
- For Punjab, it was observed that with regard to data submitted by SLDC there was zero shortfall for demand and availability figures in terms of both energy and peak from Oct'22 to Mar'23.
- For UP, there was no significant variation in data submitted by SLDC for demand and availability figures in terms of both energy and peak from Oct'22 to Mar'23

The meeting ended with vote of thanks.

\*\*\*



# 27<sup>TH</sup> LGBR MEETING

(NRPC)

# Minutes of 26<sup>th</sup> LGBR meeting

- 26<sup>th</sup> LGBR meeting was held on 08.07.2022
- Minutes of 26<sup>th</sup> LGBR meeting issued on 18.07.2022
- In the meeting, based on the directions of Ministry planned outage of thermal units of NR from 1st Sep'22 to 15th Oct'22 were reviewed so as to have adequate capacity available to meet expected demand.
- Further, NR generating units were asked to furnish certain information in respect of Electricity Generation Program 2023-24 as desired by CEA in prescribed format.

# Demand Forecasting (2023-24)

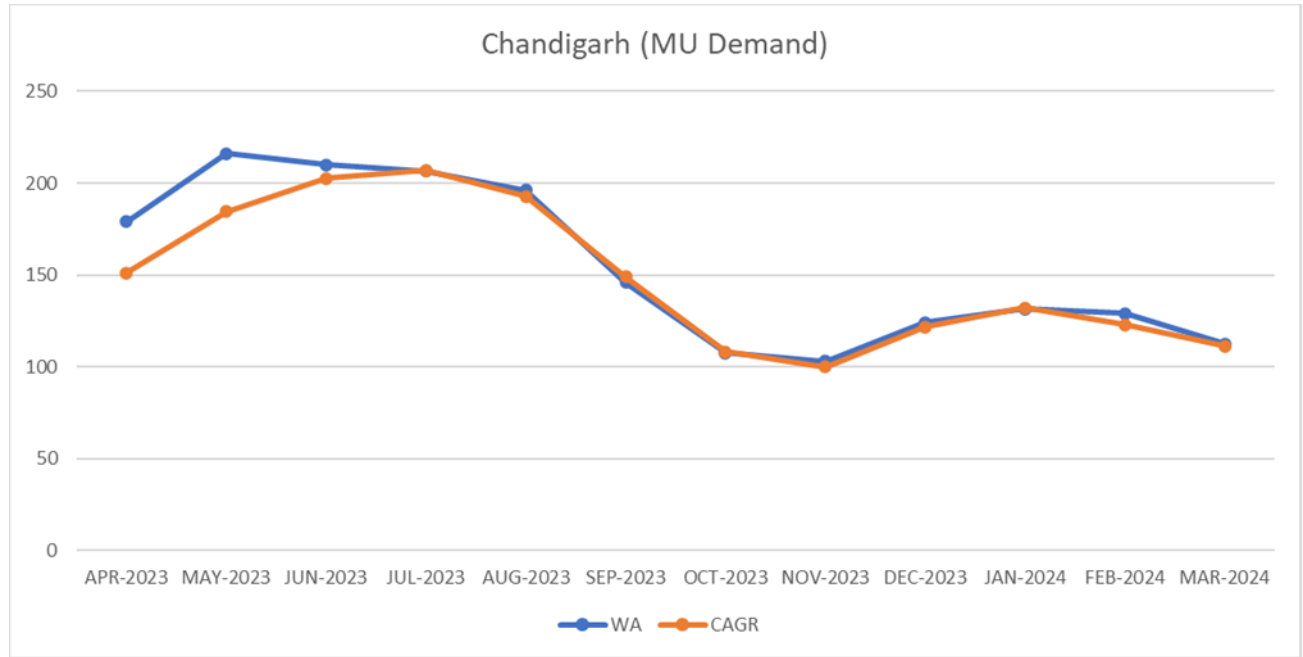
Demand data received from:

- Uttarakhand
- Delhi
- UP
- Punjab
- Rajasthan
- HP

NRPC Sectt computed Demand for FY 2023-24 from two methodologies:

- Weightage Average method  
*Forecasting done on last 8 year's data*
- CAGR method

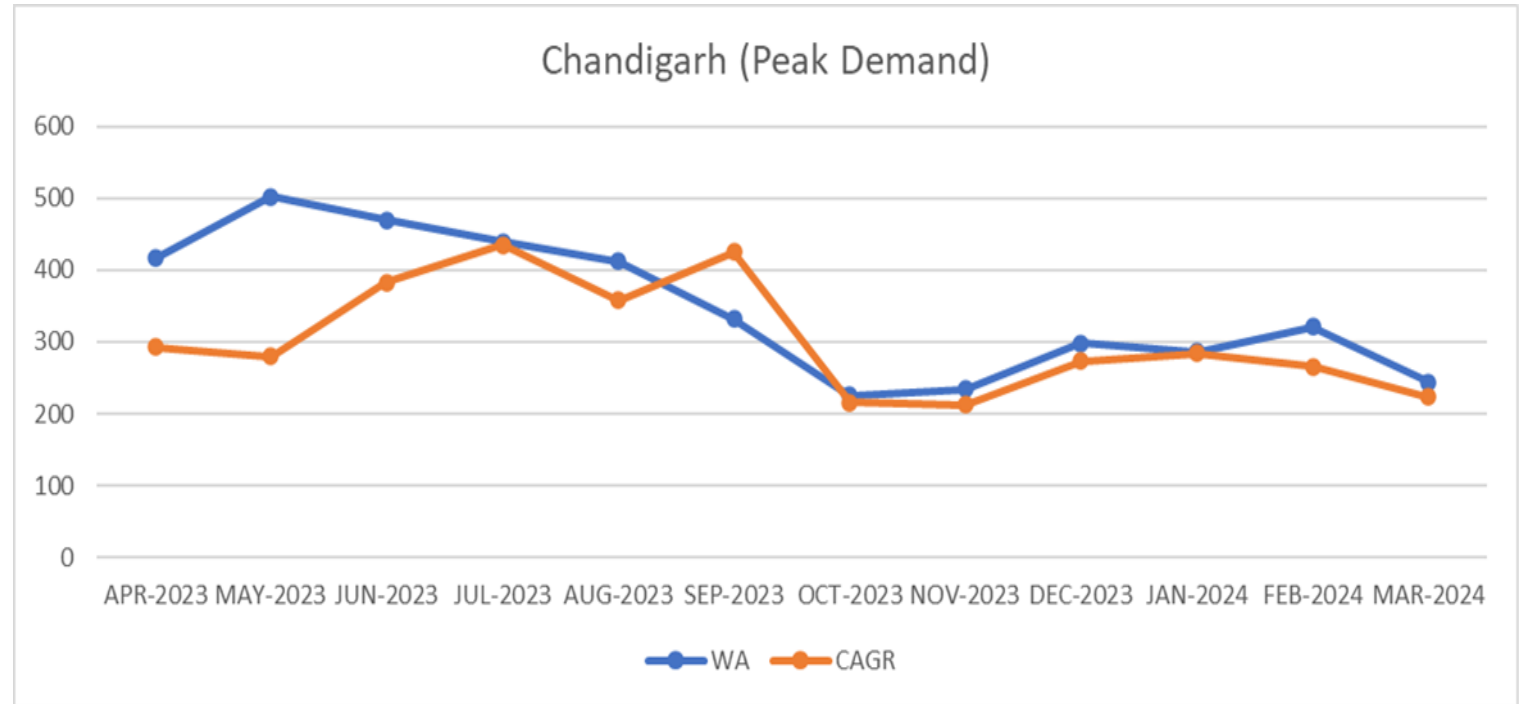
# Chandigarh



	APR-2023	MAY-2023	JUN-2023	JUL-2023	AUG-2023	SEP-2023	OCT-2023	NOV-2023	DEC-2023	JAN-2024	FEB-2024	MAR-2024
WA	178.98	216.00	209.85	206.69	196.17	146.04	107.79	102.99	124.25	131.62	129.04	112.50
CAGR	151.25	184.47	202.70	206.85	192.88	148.89	108.26	100.14	121.82	132.13	122.99	111.19

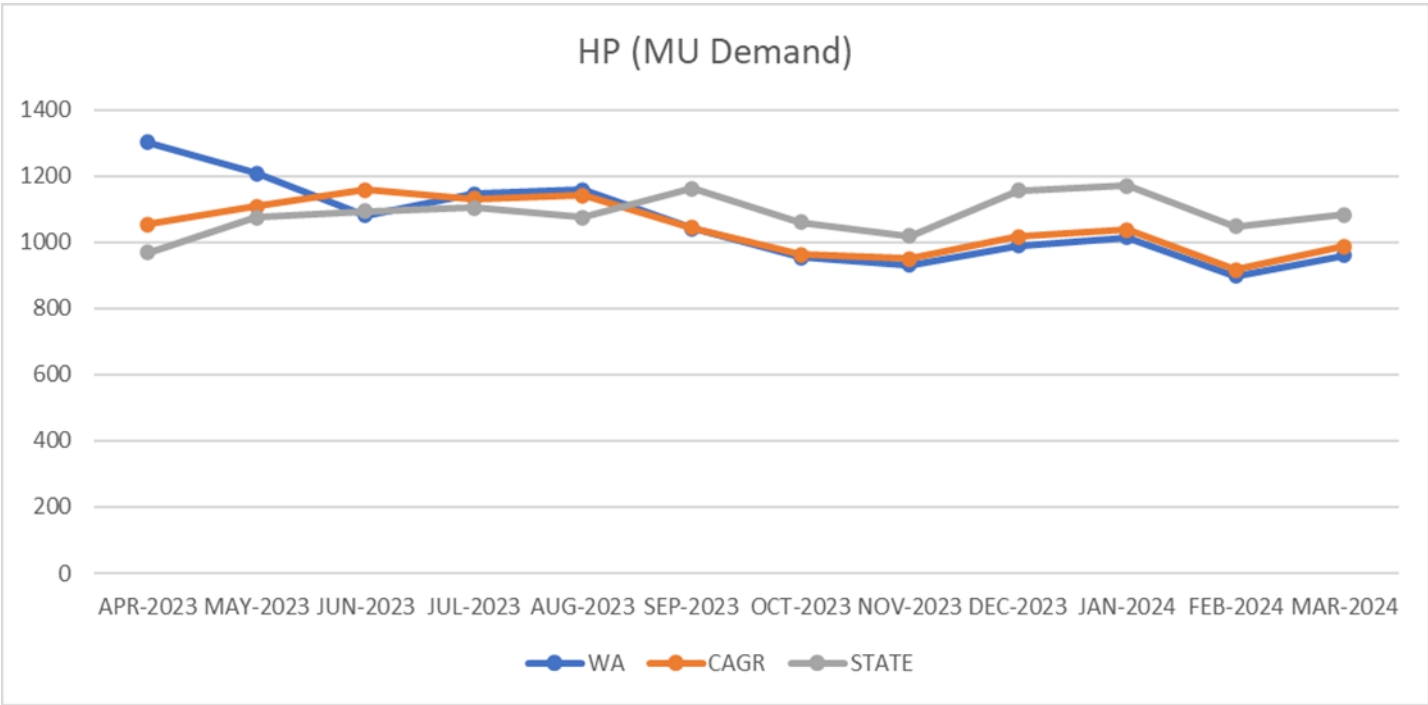


# Chandigarh



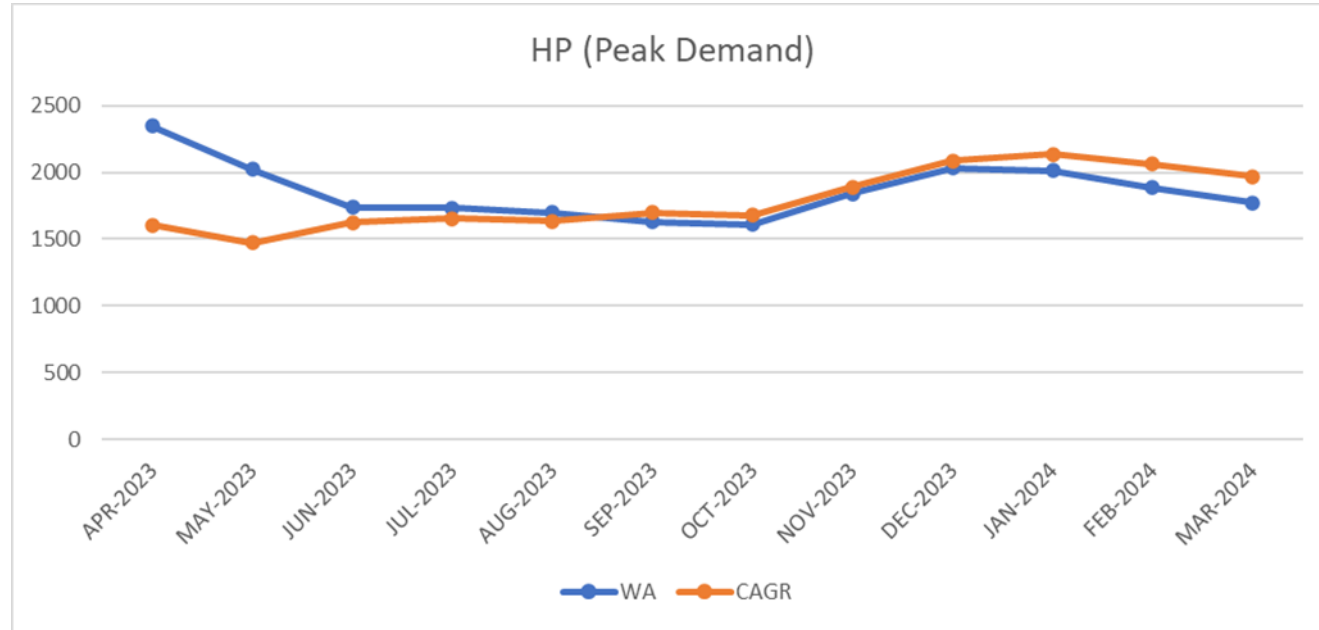
	APR-2023	MAY-2023	JUN-2023	JUL-2023	AUG-2023	SEP-2023	OCT-2023	NOV-2023	DEC-2023	JAN-2024	FEB-2024	MAR-2024
WA	416.60	501.90	469.55	439.01	412.20	332.24	225.01	234.32	297.79	286.67	321.11	244.48
CAGR	292.40	279.52	383.02	435.17	357.90	424.97	216.27	213.02	272.67	284.25	265.43	223.18

# Himachal Pradesh



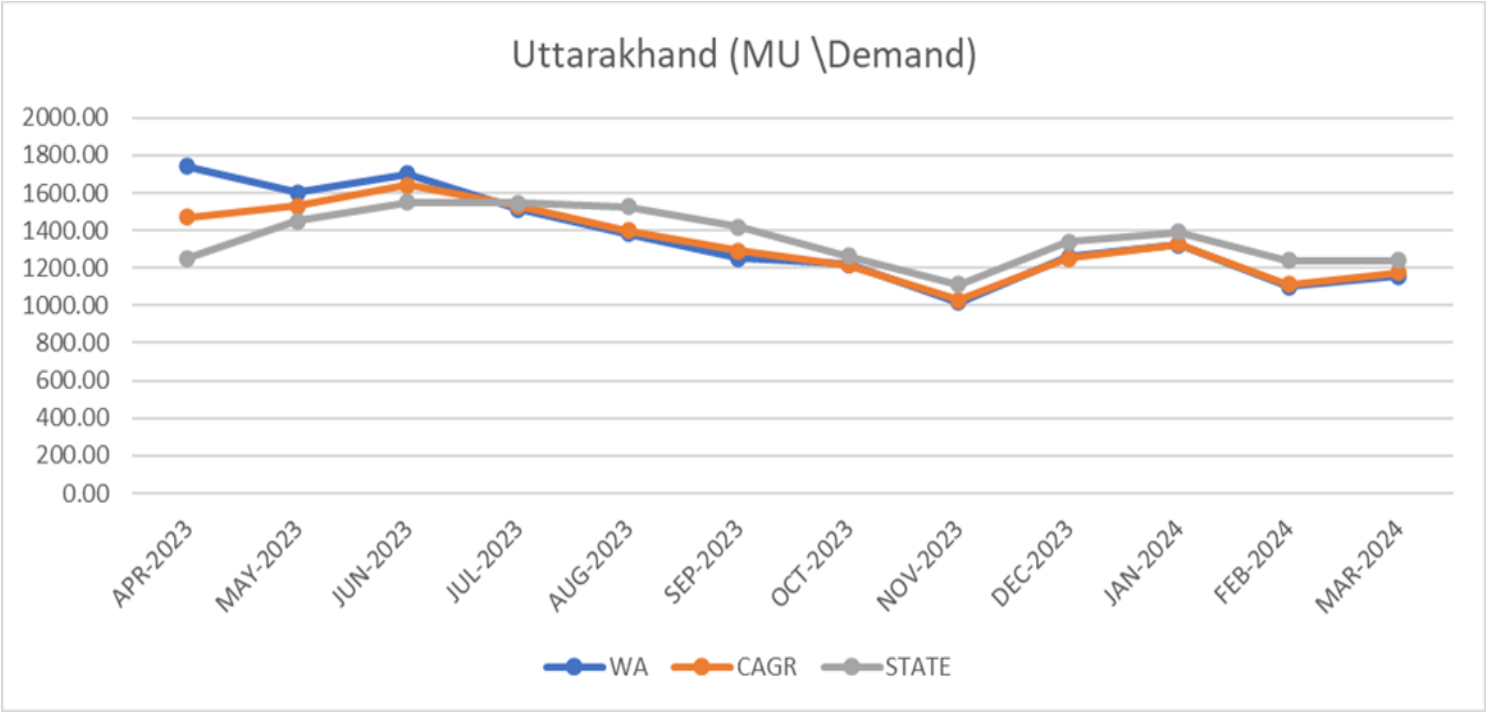
	APR-2023	MAY-2023	JUN-2023	JUL-2023	AUG-2023	SEP-2023	OCT-2023	NOV-2023	DEC-2023	JAN-2024	FEB-2024	MAR-2024
WA	1301.79	1208.59	1081.84	1145.56	1159.09	1041.33	954.07	932.43	990.37	1014.17	898.56	960.74
CAGR	1054.46	1109.36	1158.41	1132.15	1141.26	1044.97	963.87	949.68	1017.21	1037.08	916.82	987.40
STATE	969.40	1075.18	1095.15	1104.57	1076.02	1161.91	1060.90	1019.70	1157.72	1171.11	1048.54	1083.56

# Himachal Pradesh



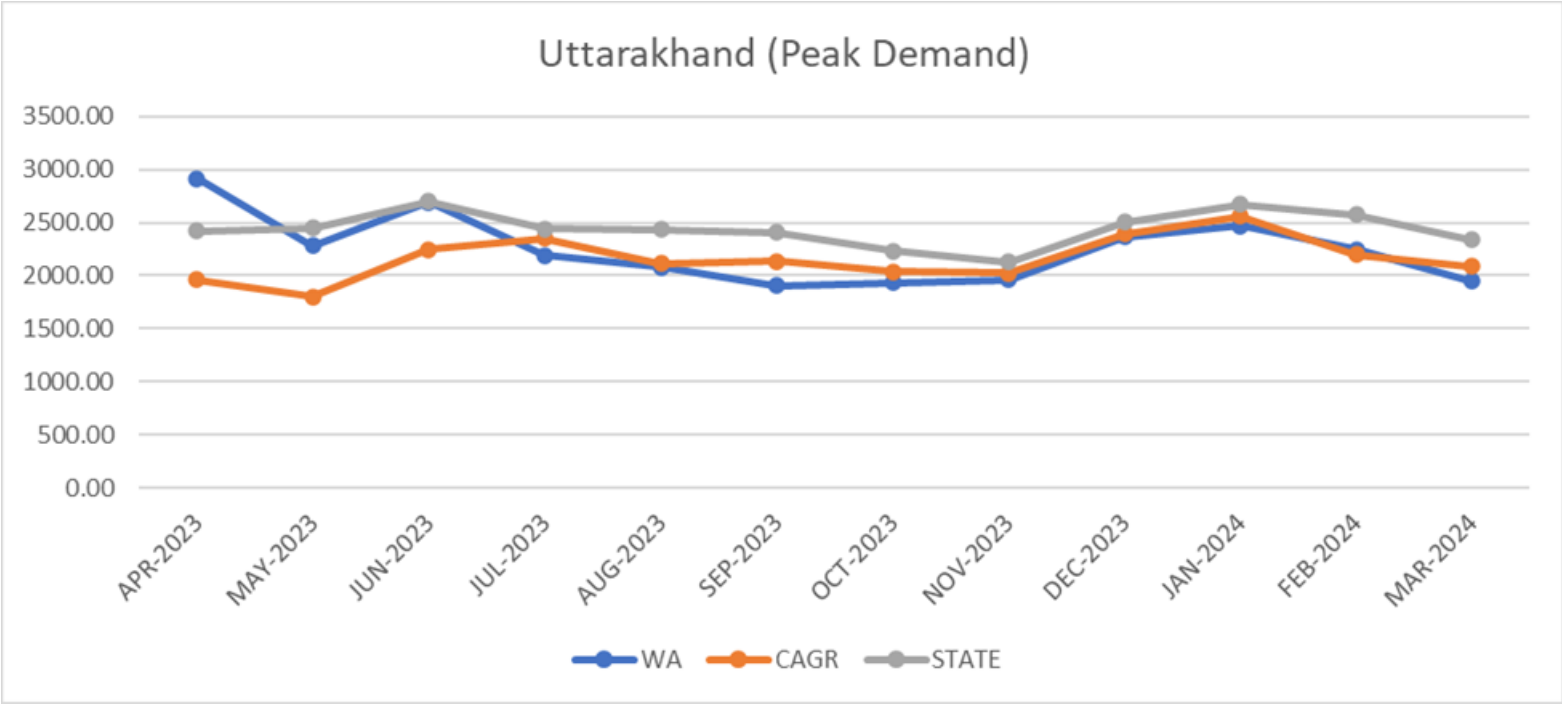
	APR-2023	MAY-2023	JUN-2023	JUL-2023	AUG-2023	SEP-2023	OCT-2023	NOV-2023	DEC-2023	JAN-2024	FEB-2024	MAR-2024
WA	2348.27	2024.25	1737.81	1731.26	1700.21	1629.72	1608.95	1839.31	2031.63	2015.06	1885.43	1772.71
CAGR	1607.74	1472.28	1625.71	1655.44	1632.91	1697.97	1681.33	1888.93	2088.92	2136.98	2061.51	1966.77
STATE	1769.00	1693.00	1791.17	1784.00	1782.00	1767.00	1944.00	2042.00	2210.00	2279.00	2209.00	2109.00

# Uttarakhand



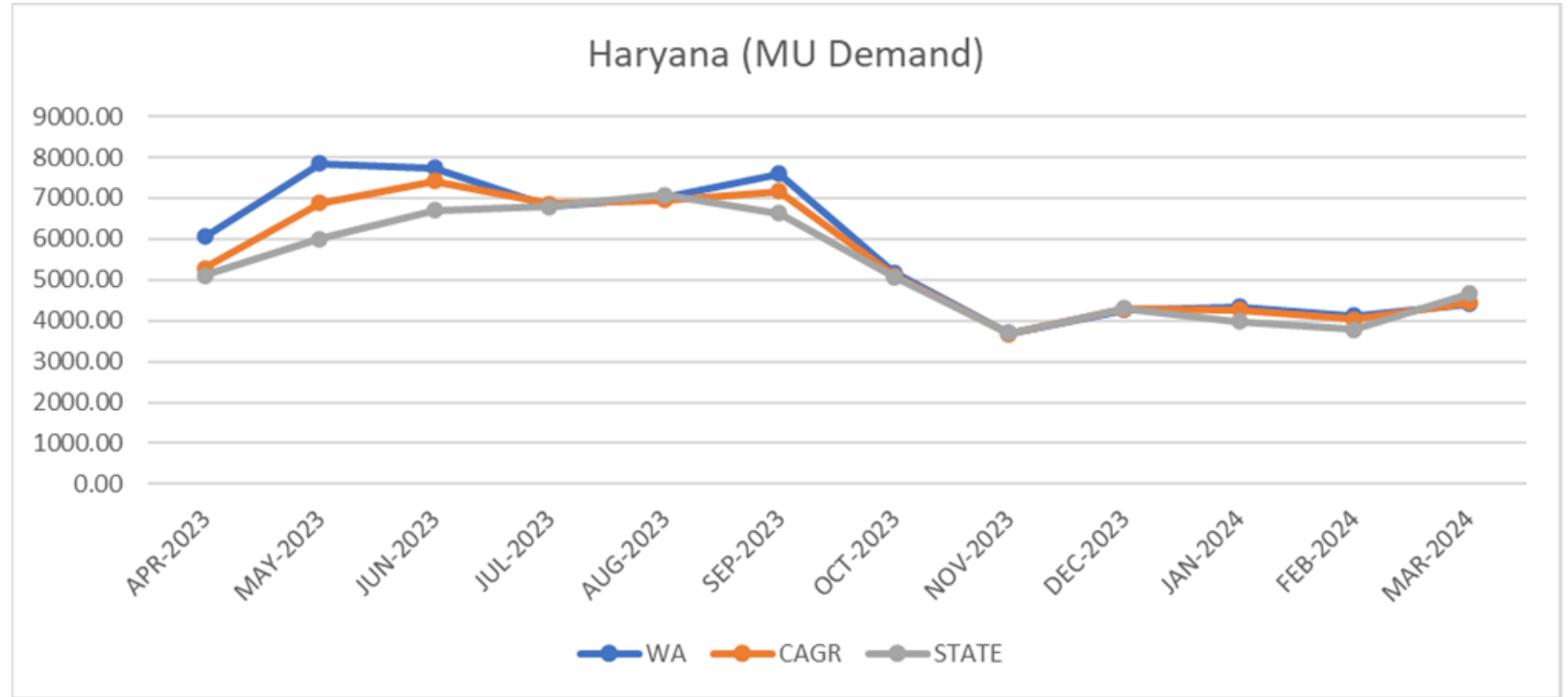
	APR-2023	MAY-2023	JUN-2023	JUL-2023	AUG-2023	SEP-2023	OCT-2023	NOV-2023	DEC-2023	JAN-2024	FEB-2024	MAR-2024
WA	1742.49	1600.87	1699.44	1512.97	1381.34	1252.15	1220.23	1017.55	1258.07	1323.64	1102.21	1155.01
CAGR	1468.88	1528.98	1642.22	1529.53	1398.07	1291.37	1214.97	1029.03	1252.24	1325.45	1113.81	1175.39
STATE	1252	1449	1551	1545	1527	1417	1264	1114	1338	1389	1239	1238

# Uttarakhand



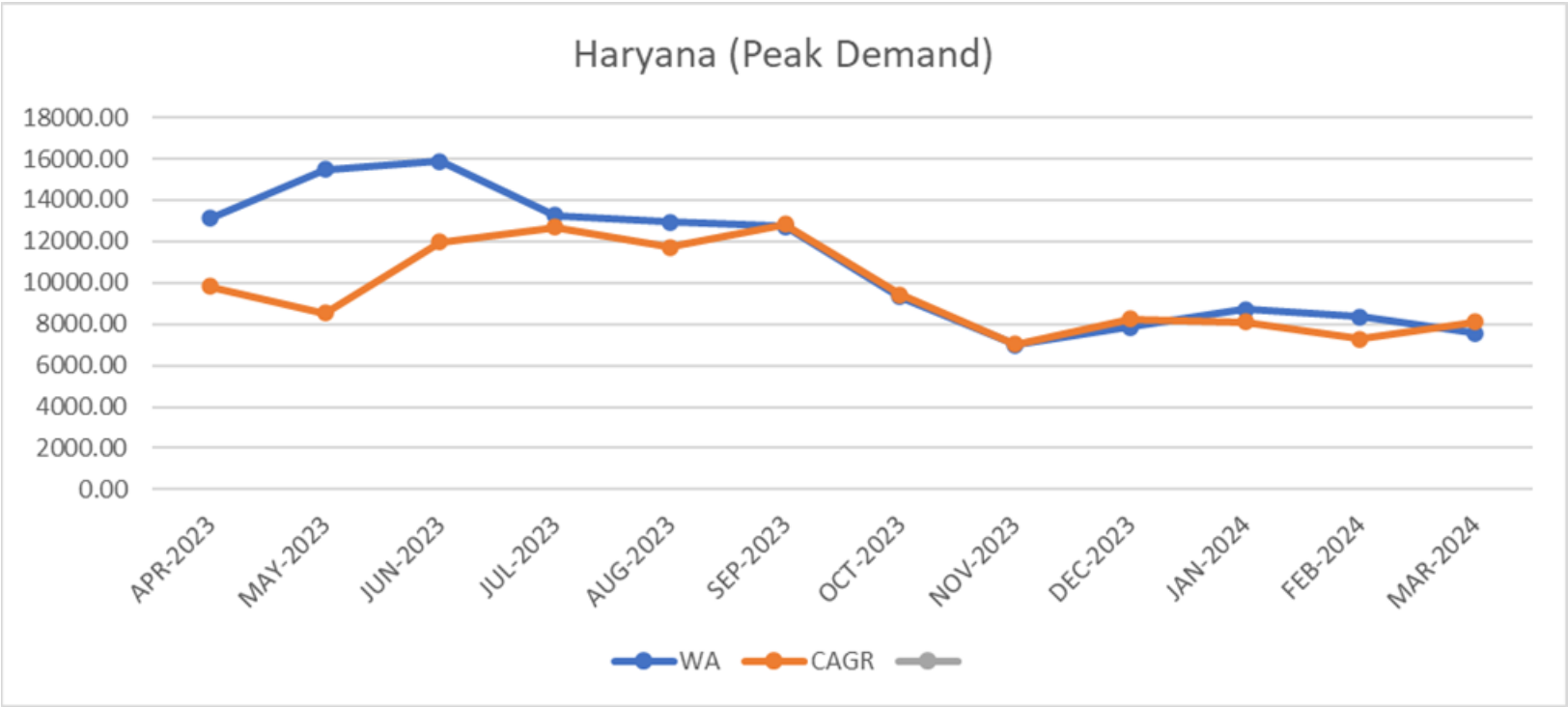
	APR-2023	MAY-2023	JUN-2023	JUL-2023	AUG-2023	SEP-2023	OCT-2023	NOV-2023	DEC-2023	JAN-2024	FEB-2024	MAR-2024
WA	2917.87	2280.09	2693.56	2187.88	2081.25	1906.41	1934.56	1957.67	2362.28	2472.12	2247.38	1943.51
CAGR	1958.69	1799.00	2245.21	2349.06	2116.24	2132.98	2036.53	2025.86	2389.67	2556.23	2200.62	2085.01
STATE	2422	2448	2698	2444	2433	2406	2235	2128	2507	2669	2573	2338

# Haryana



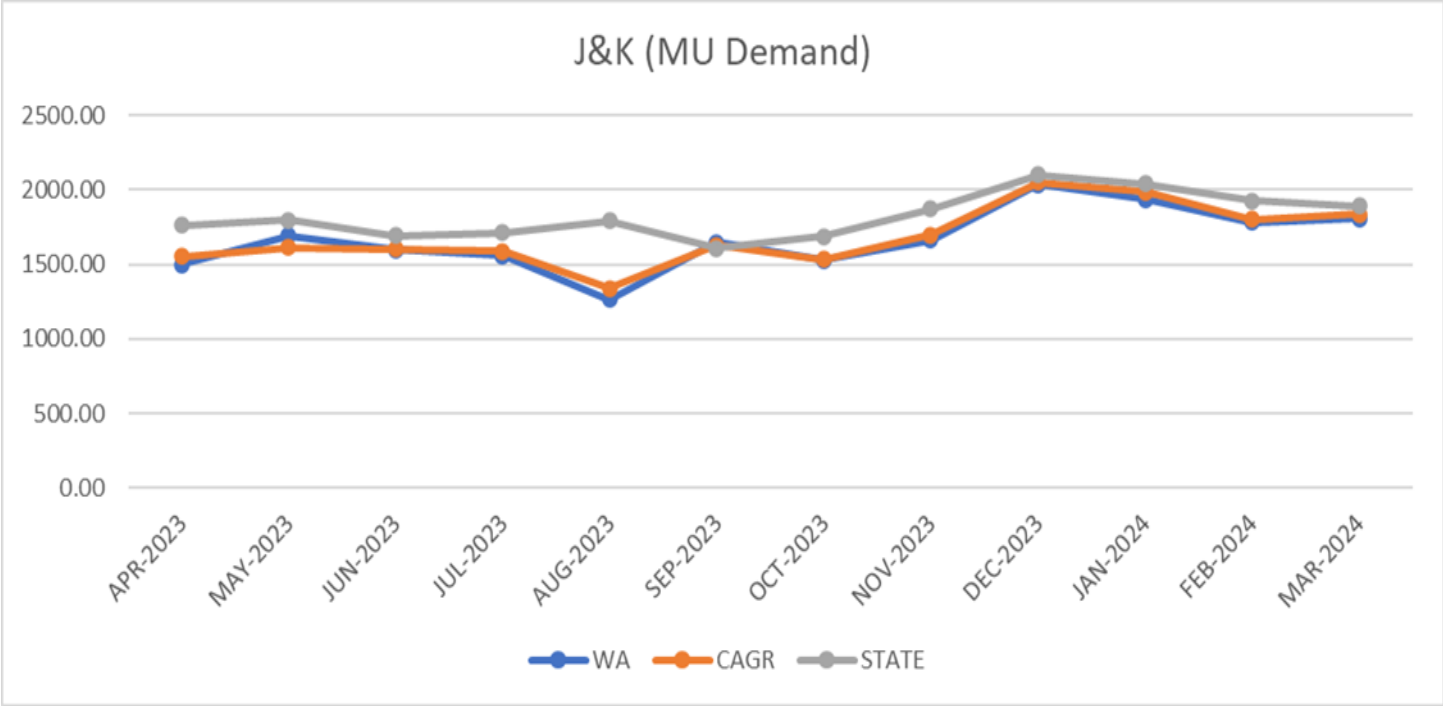
	APR-2023	MAY-2023	JUN-2023	JUL-2023	AUG-2023	SEP-2023	OCT-2023	NOV-2023	DEC-2023	JAN-2024	FEB-2024	MAR-2024
WA	6050	7856	7738	6806	7026	7590	5174	3689	4270	4345	4115	4415
CAGR	5279.5	6881.5	7426.0	6859.1	6952.0	7164.4	5113.8	3679.5	4289.1	4274.4	4039.1	4443.3
STATE	5113	5997	6706	6787	7085	6629	5075	3698	4300	3976	3784	4654

# Haryana



	APR-2023	MAY-2023	JUN-2023	JUL-2023	AUG-2023	SEP-2023	OCT-2023	NOV-2023	DEC-2023	JAN-2024	FEB-2024	MAR-2024
WA	13102.58	15492.38	15880.95	13248.22	12948.62	12731.60	9308.21	7004.29	7866.14	8729.59	8347.91	7581.51
CAGR	9840.72	8532.46	11959.28	12697.02	11737.43	12825.35	9416.44	7017.86	8256.26	8119.80	7284.89	8086.48

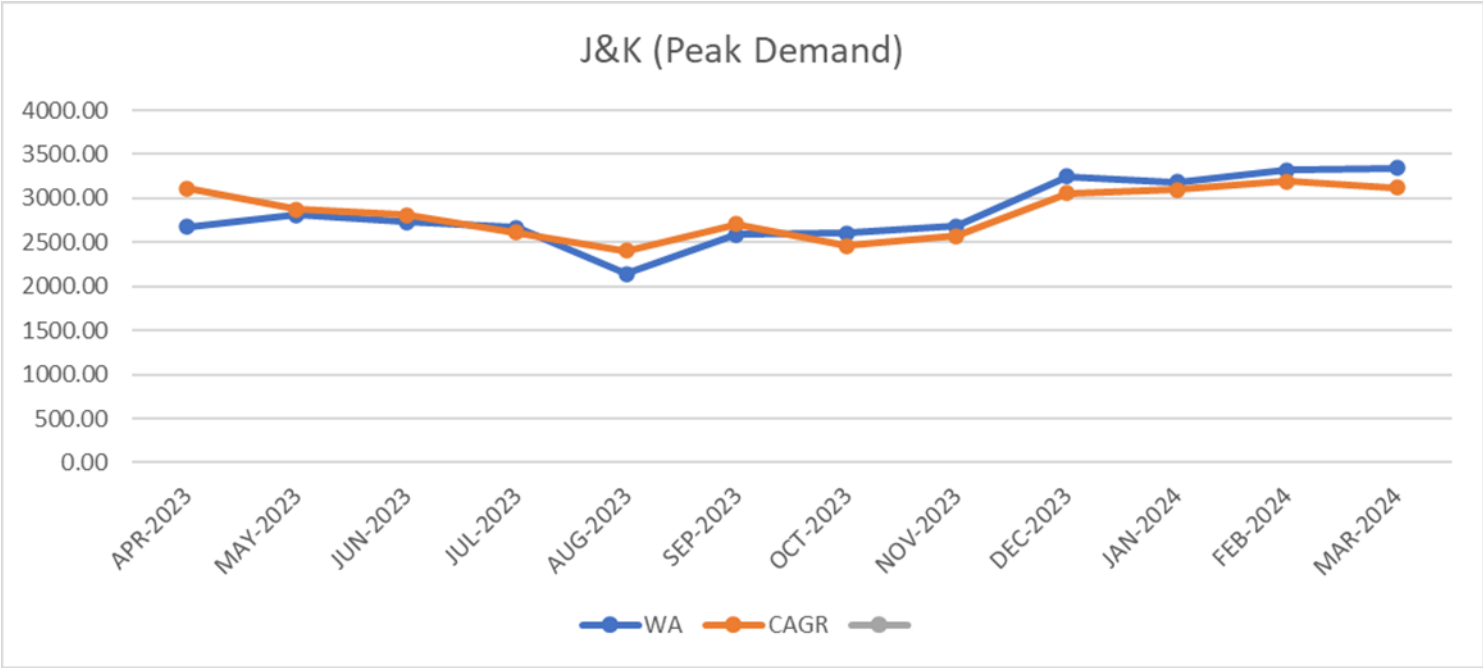
# UTs of J&K and LADAKH



	APR-2023	MAY-2023	JUN-2023	JUL-2023	AUG-2023	SEP-2023	OCT-2023	NOV-2023	DEC-2023	JAN-2024	FEB-2024	MAR-2024
WA	1499.59	1691.58	1596.00	1560.64	1263.98	1645.34	1528.01	1662.02	2036.39	1937.53	1780.40	1808.63
CAGR	1555.74	1614.09	1604.42	1586.20	1339.10	1628.43	1533.22	1699.16	2052.76	1984.71	1800.86	1838.94
STATE	1762.00	1796.00	1692.00	1710.00	1790.00	1609.00	1689.00	1872.00	2101.00	2041.00	1925.00	1894.00

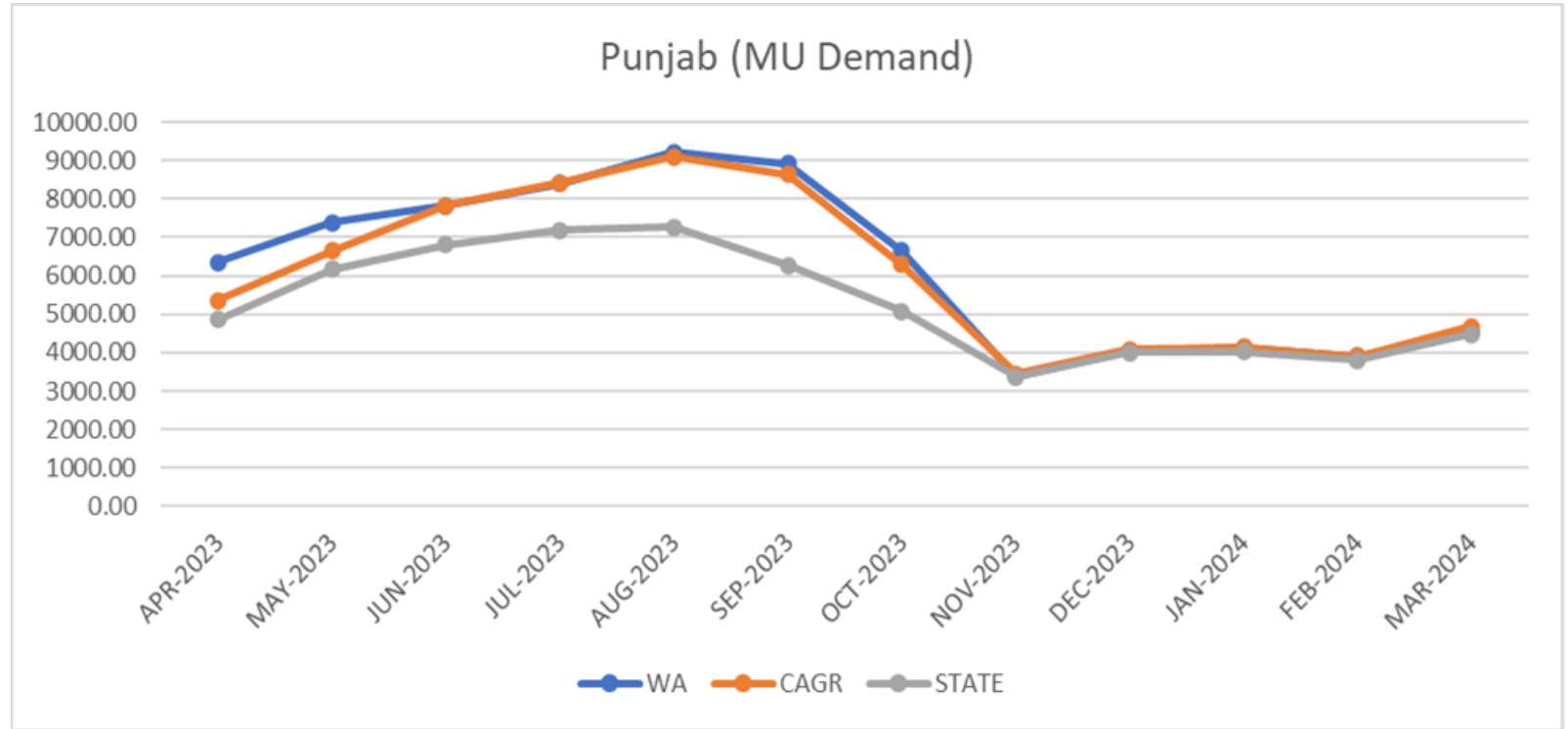


# UTs of J&K and LADAKH



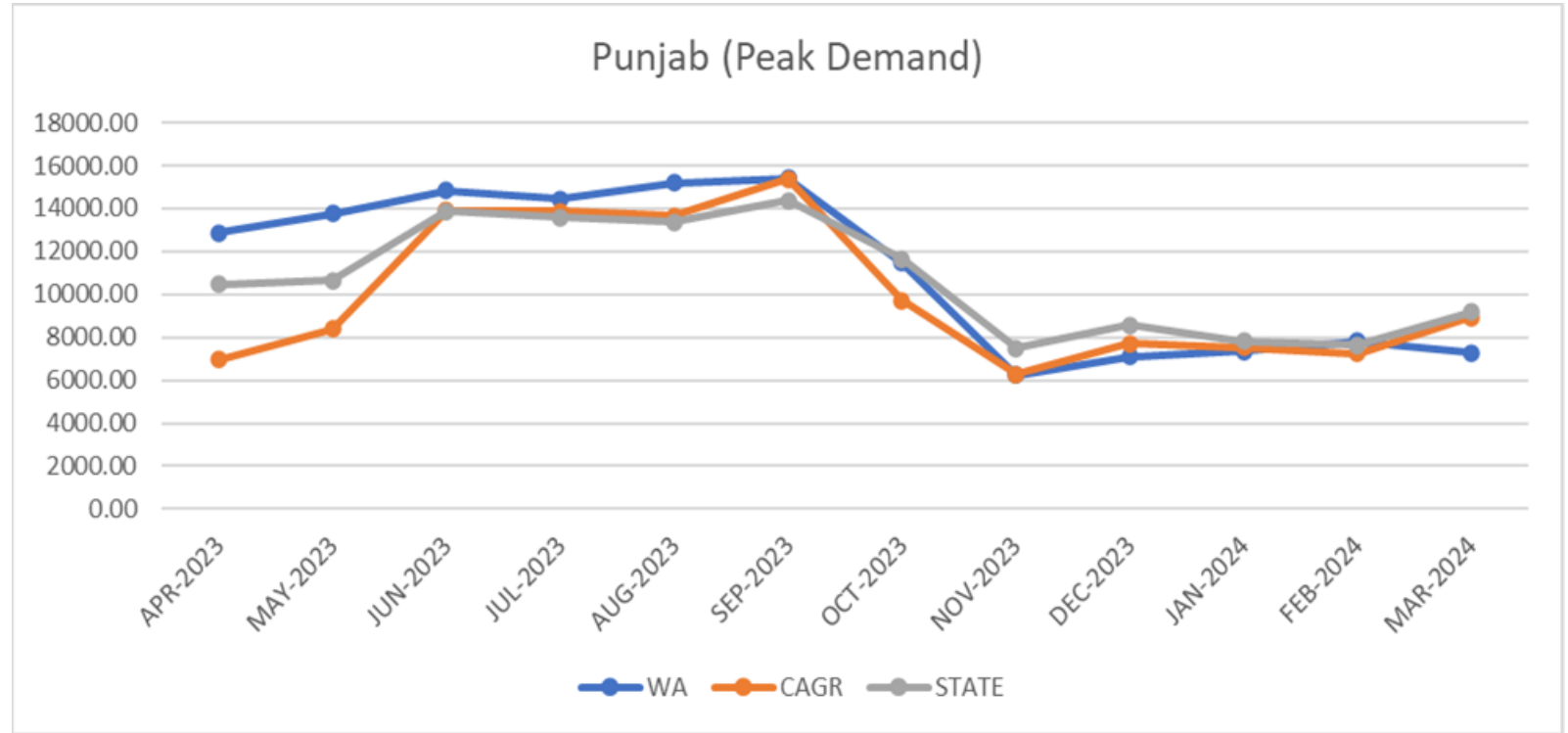
	APR-2023	MAY-2023	JUN-2023	JUL-2023	AUG-2023	SEP-2023	OCT-2023	NOV-2023	DEC-2023	JAN-2024	FEB-2024	MAR-2024
WA	2672.86	2815.15	2729.43	2665.67	2145.88	2585.07	2608.10	2681.08	3245.57	3188.99	3317.54	3343.44
CAGR	3114.36	2879.12	2813.58	2614.91	2402.45	2709.82	2462.80	2575.36	3061.59	3098.47	3191.39	3123.53

# PUNJAB



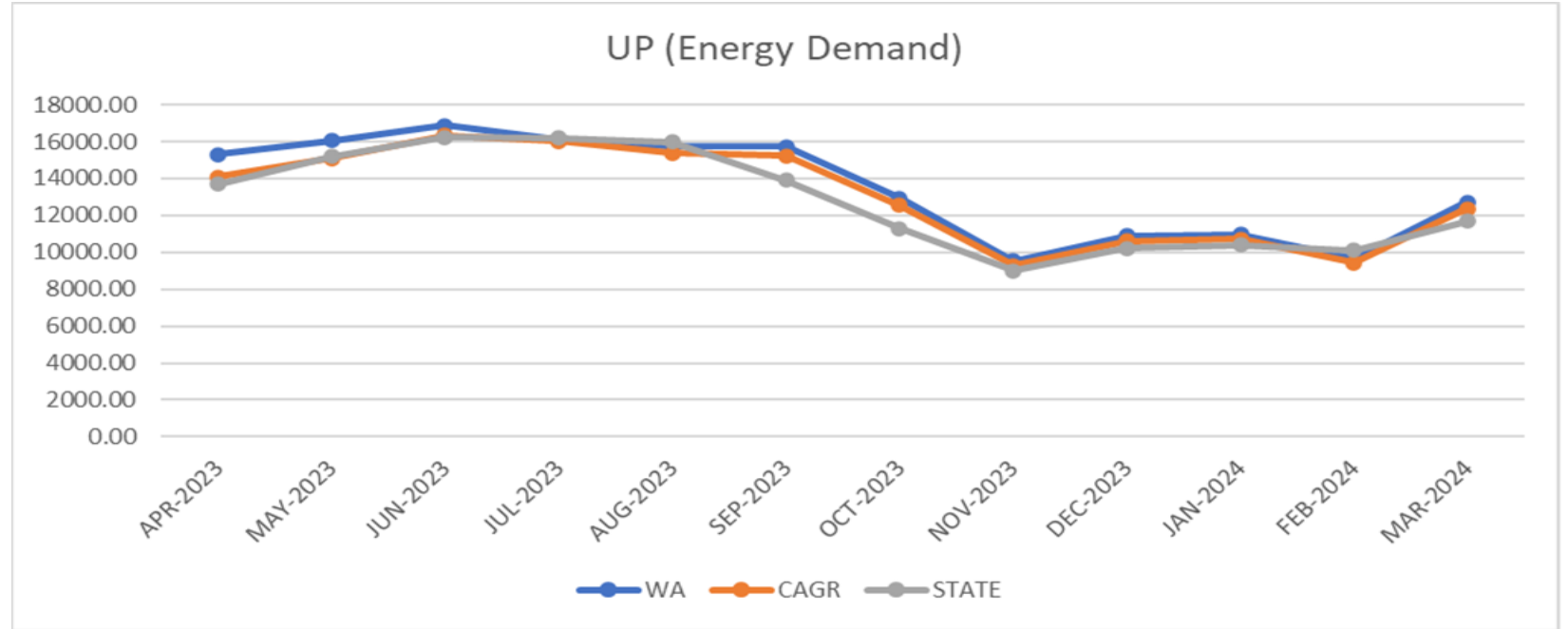
	APR-2023	MAY-2023	JUN-2023	JUL-2023	AUG-2023	SEP-2023	OCT-2023	NOV-2023	DEC-2023	JAN-2024	FEB-2024	MAR-2024
WA	6347.86	7378.17	7830.43	8407.86	9216.79	8917.50	6656.48	3390.00	4035.13	4126.16	3910.19	4546.44
CAGR	5355	6644	7828	8423	9093	8650	6294	3449	4092	4142	3904	4686
STATE	4867	6419	7668	8313	9269	6619	5080	3360	4010	4030	3810	4480

# PUNJAB



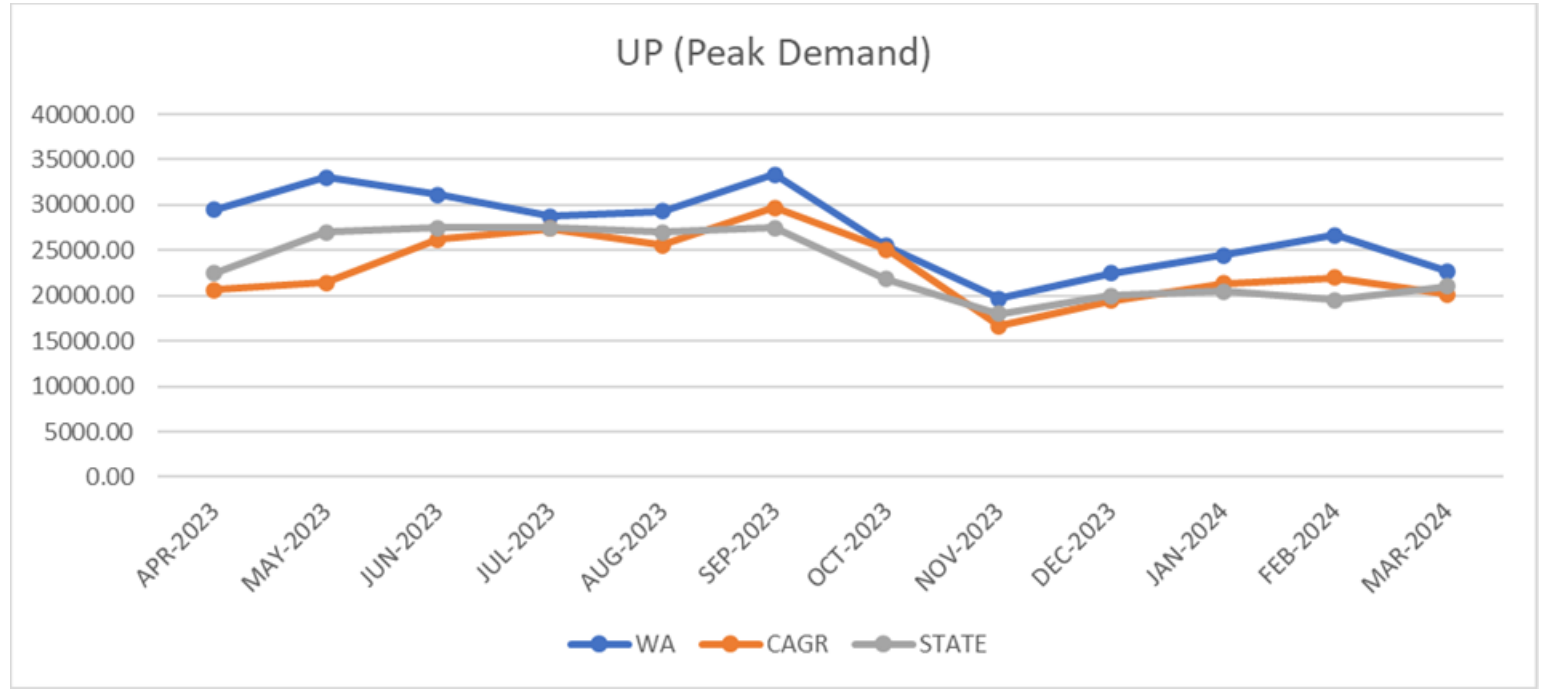
	APR-2023	MAY-2023	JUN-2023	JUL-2023	AUG-2023	SEP-2023	OCT-2023	NOV-2023	DEC-2023	JAN-2024	FEB-2024	MAR-2024
WA	12883.30	13767.02	14842.57	14434.14	15209.93	15395.33	11455.87	6246.76	7118.80	7342.47	7818.08	7270.00
CAGR	6960.18	8372.76	13889.21	13872.45	13637.71	15360.87	9709.63	6286.65	7719.75	7548.43	7235.62	8929.14
STATE	10456	11214	15336	15186	15013	14896	12134	7510	8558	7817	7653	9165

# UTTAR PRADESH



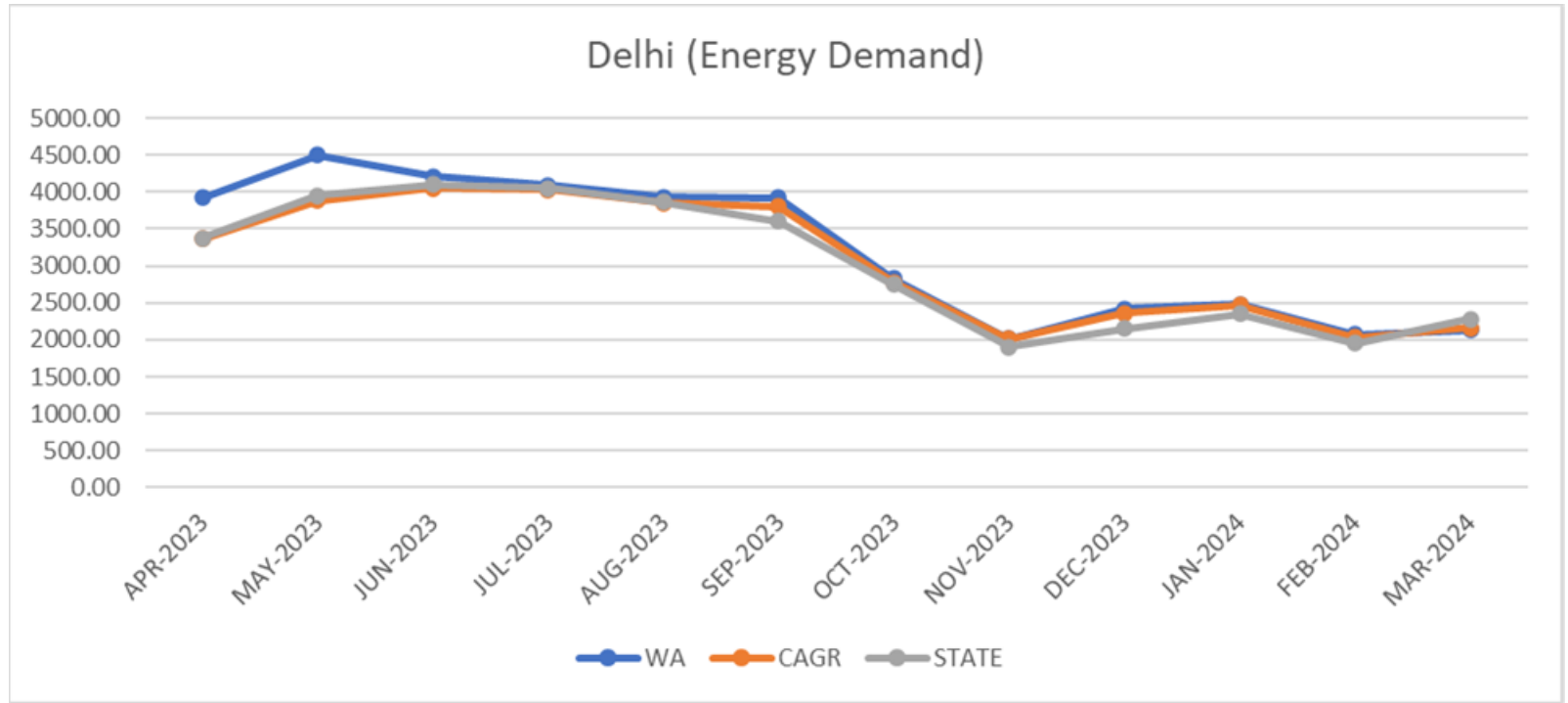
	APR-2023	MAY-2023	JUN-2023	JUL-2023	AUG-2023	SEP-2023	OCT-2023	NOV-2023	DEC-2023	JAN-2024	FEB-2024	MAR-2024
WA	15293.94	16061.72	16866.85	16079.39	15769.23	15732.95	12945.70	9539.87	10891.45	10981.03	9681.02	12714.15
CAGR	14097.50	15076.49	16332.01	16028.92	15382.44	15240.02	12527.63	9270.13	10600.27	10721.39	9438.87	12351.91
STATE	13900.00	15400.00	16450.00	16400.00	16200.00	14100.00	11600.00	9300.00	10500.00	10700.00	10400.00	12000.00

# UTTAR PRADESH



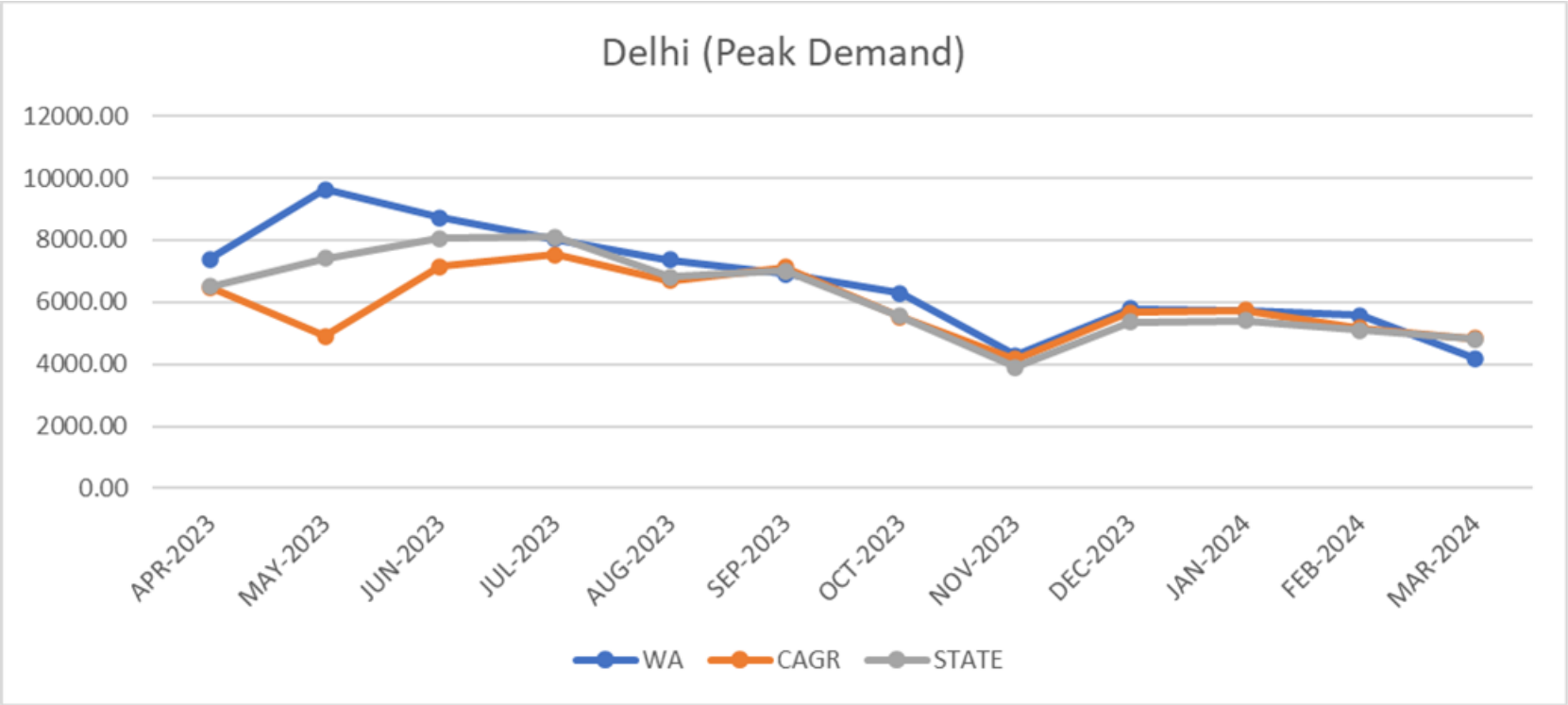
	APR-2023	MAY-2023	JUN-2023	JUL-2023	AUG-2023	SEP-2023	OCT-2023	NOV-2023	DEC-2023	JAN-2024	FEB-2024	MAR-2024
WA	29483.30	33086.35	31154.70	28743.37	29329.72	33367.00	25452.12	19704.36	22485.54	24480.52	26701.35	22719.69
CAGR	20651.78	21457.91	26205.42	27377.41	25582.27	29698.53	25076.37	16669.18	19468.37	21311.40	22010.30	20194.34
STATE	22500.00	27000.00	27500.00	27500.00	27000.00	27500.00	21800.00	18000.00	20000.00	20500.00	19500.00	21000.00

# Delhi



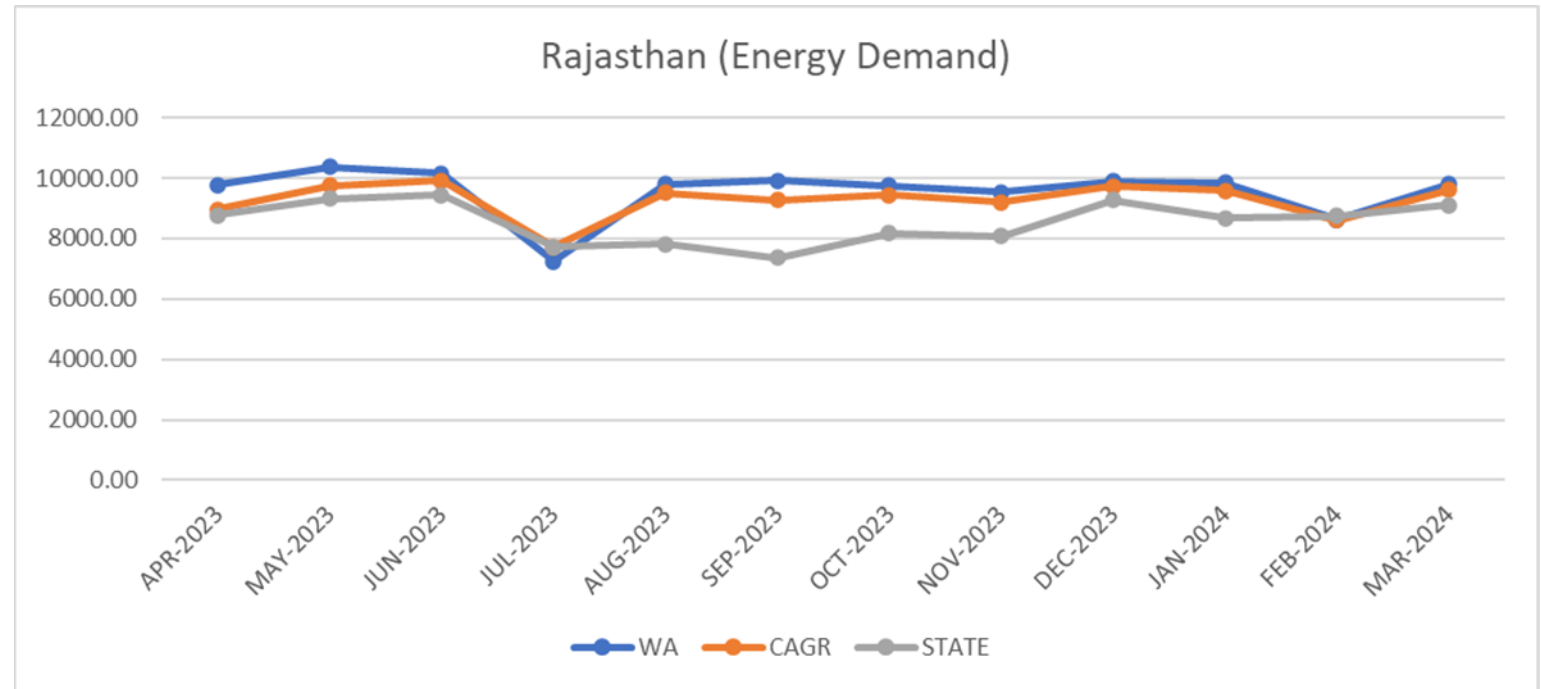
	APR-2023	MAY-2023	JUN-2023	JUL-2023	AUG-2023	SEP-2023	OCT-2023	NOV-2023	DEC-2023	JAN-2024	FEB-2024	MAR-2024
WA	3919	4498	4211	4087	3931	3925	2831	2017	2416	2480	2071	2132
CAGR	3364.8	3885.5	4056.4	4034.8	3856.6	3804.1	2780.8	2008.6	2362.9	2468.7	2034.7	2160.1
STATE	3380	3950	4100	4050	3860	3600	2750	1900	2150	2350	1950	2280

# Delhi



	APR-2023	MAY-2023	JUN-2023	JUL-2023	AUG-2023	SEP-2023	OCT-2023	NOV-2023	DEC-2023	JAN-2024	FEB-2024	MAR-2024
WA	7377.69	9639.08	8722.40	8031.94	7368.43	6900.00	6280.57	4285.98	5787.66	5711.02	5558.52	4188.04
CAGR	6483.36	4904.48	7145.88	7533.37	6700.16	7129.64	5530.29	4162.81	5666.81	5748.07	5173.00	4822.90
STATE	6500.00	7400.00	8050.00	8100.00	6800.00	7000.00	5550.00	3900.00	5350.00	5400.00	5100.00	4800.00

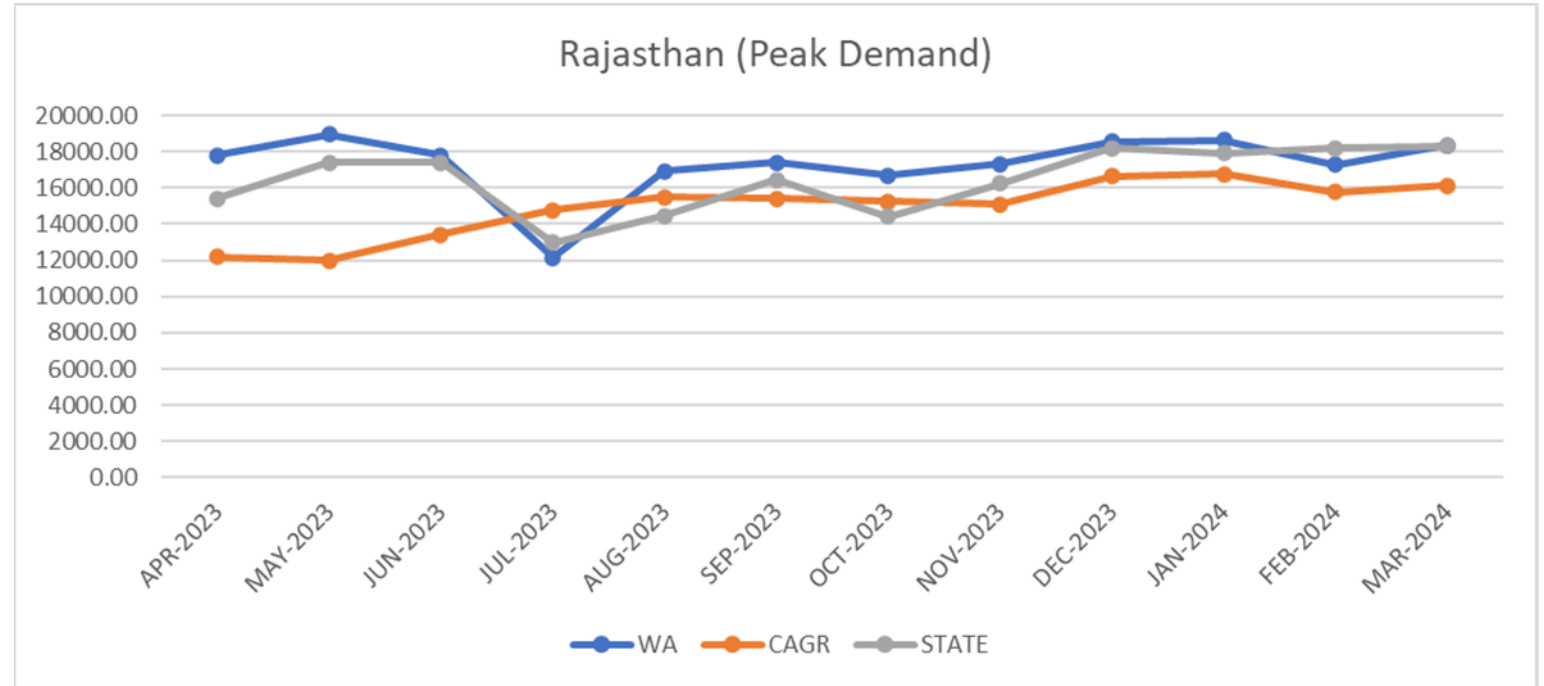
# Rajasthan



	APR-2023	MAY-2023	JUN-2023	JUL-2023	AUG-2023	SEP-2023	OCT-2023	NOV-2023	DEC-2023	JAN-2024	FEB-2024	MAR-2024
WA	9761.45	10370.73	10149.04	7238.14	9804.93	9907.43	9742.81	9521.03	9897.81	9838.20	8635.16	9791.16
CAGR	8965.61	9749.16	9919.76	7708.53	9503.69	9264.11	9426.67	9194.15	9712.89	9569.84	8590.77	9614.04
STATE	8758.52	9319.35	9432.43	7726.48	7823.37	7369.21	8164.02	8065.27	9263.59	8669.96	8739.16	9091.82



# Rajasthan



	APR-2023	MAY-2023	JUN-2023	JUL-2023	AUG-2023	SEP-2023	OCT-2023	NOV-2023	DEC-2023	JAN-2024	FEB-2024	MAR-2024
WA	17786.68	18936.32	17800.15	12129.72	16940.03	17412.99	16685.44	17311.46	18555.55	18647.46	17268.45	18356.40
CAGR	12201.24	11976.41	13417.19	14787.68	15500.46	15430.26	15270.31	15097.75	16659.66	16762.21	15776.34	16140.23
STATE	15400.00	17400.00	17400.00	13000.00	14450.00	16450.00	14400.00	16250.00	18200.00	17900.00	18200.00	18300.00

# Planned Outage Schedule

Annual Outage Planning methodology decided in 1<sup>st</sup>, 12<sup>th</sup> & 18<sup>th</sup> LGBR Sub-Committee meeting:

- Planned shutdown of generating unit, particularly that of **500 MW & above** should be avoided during summer particularly during the period from **1<sup>st</sup> June to 30<sup>th</sup> August**. However, in case of **Rajasthan** since their peak demand occurs during winter & also since considerable wind generation is available during summer, planned outage of intra-State generating units may be allowed in summer after careful consideration.
- Planned shutdown of **thermal units** particularly that of **500 MW & above** should be avoided during winter particularly from **15<sup>th</sup> December to 15<sup>th</sup> January**
- **Concurrent shutdown** of more than **two generating units** of capacity **500 MW or more** during the period from **15<sup>th</sup> Feb to 30<sup>th</sup> April** and from **1<sup>st</sup> October to 30<sup>th</sup> November** may be allowed.

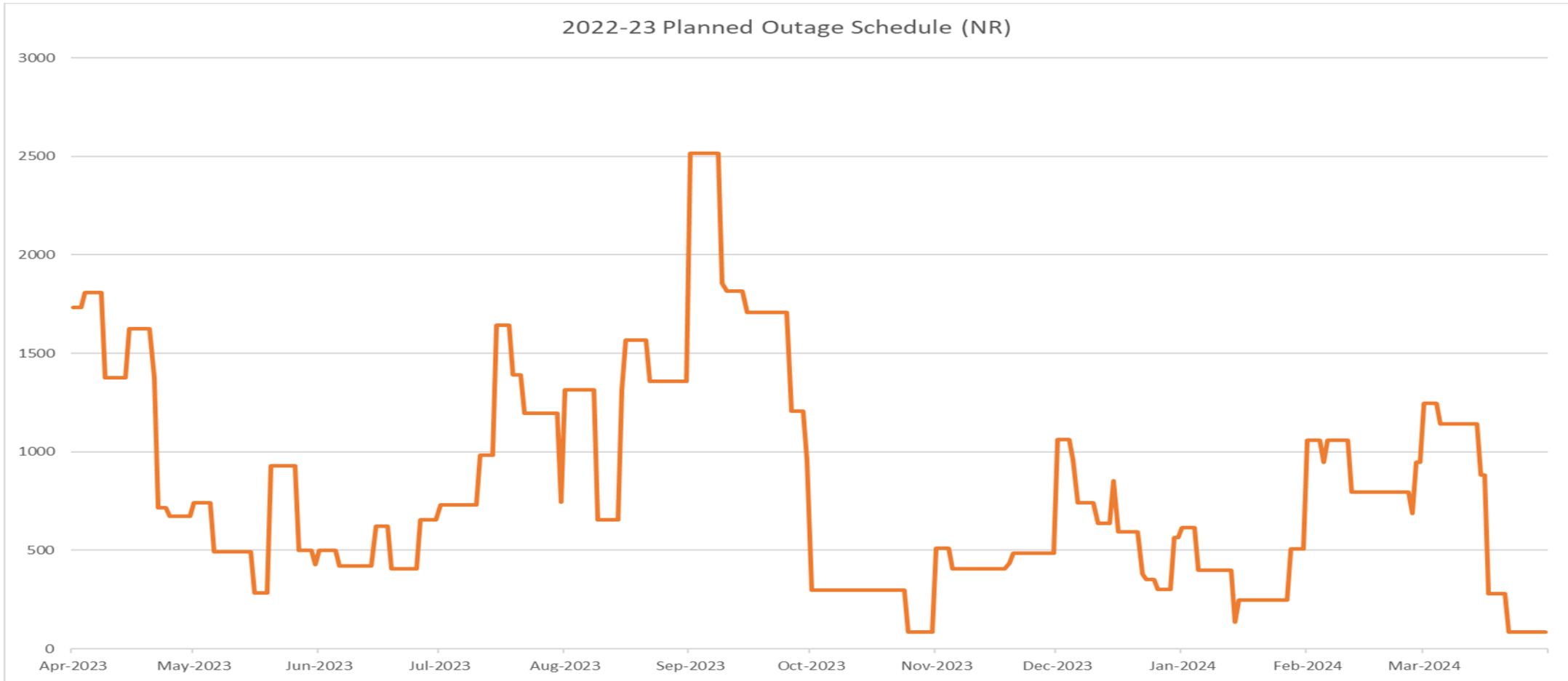
# Planned Outage Schedule

- **During peak months**, shut downs in combined cycle gas based stations should be planned in such a manner that operation in **open cycle is avoided**. For this purpose, whenever shutdown of ST unit is planned, endeavor should be made to carry out maintenance in GT units of the module as well.
- There is not much flexibility as far as planned shutdown of GTs is concerned as the same is to be decided based on Equivalent Operating Hours (EOH). However, possibility of advancing these shutdowns should be considered to the extent possible so as to follow other guidelines
- In case of Gas based station, the generating company shall inform beneficiaries, NRLDC and NRPC Secretariat at least 100 hours before EOH is about to expire.

# Planned Outage Schedule

- Concurrent planned shutdown of two generating unit at a generating station should be avoided.
- For Central Generating Stations dedicated to a particular State, prior consultation with SLDC concerned would be carried out before finalizing annual generation outage plan.

# Requested Outage plan trend



500 MW & Above

# Proposed Outage Schedule (2023-24)

Station	Unit	Capacity (MW)	Outage from	Outage To	Duration (days)	Remarks
SINGRAULI STPS	6	500	16-Sep-23	10-Oct-23	25	Boiler overhaul
SINGRAULI STPS	7	500	15-Mar-23	30-Apr-23	46	Boiler+Turbine+Generator
RIHAND-II STPS	1	500	1-Nov-23	5-Dec-23	35	Boiler+TG Bearing inspection+LPT+Generator
RIHAND-II STPS	2	500	20-Dec-23	23-Jan-24	35	Boiler+RLA of Boiler+TG Bearing inspection+LPT
RIHAND-III STPS	1	500	1-Mar-24	14-Apr-24	45	Boiler+RLA of Boiler+Turbine+RLA Turbine
TANDA STAGE-2 TPS	1	660	16-Oct-23	24-Nov-23	40	Boiler+
MEJA STPP	1	660	1-Mar-23	29-Apr-23	60	Boiler+IPT+LPT+HP rotor & diaphragm repl & Vlv insp+Gen Insp
MAHATMA GANDHI TPS (CLP JHAJJAR)	1	660	3-Mar-23	7-Apr-23	36	Boiler Overhauling
MAHATMA GANDHI TPS (CLP JHAJJAR)	2	660	1-Mar-24	5-Apr-24	36	Boiler Overhauling
LALITPUR TPS	2	660	4-Feb-23	28-Feb-23	25	Annual Overhauling
LALITPUR TPS	3	660	3-Jan-23	27-Jan-23	25	Annual Overhauling
LALITPUR TPS	1	660	20-Nov-23	14-Dec-23	25	Annual Overhauling
LALITPUR TPS	2	660	4-Feb-24	10-Feb-24	7	Boiler License Renewable
LALITPUR TPS	3	660	3-Jan-24	9-Jan-24	7	Boiler License Renewable

500 MW & Above

# Proposed Outage Schedule (2023-24)

Station	Unit	Capacity (MW)	Outage from	Outage To	Duration (days)	Remarks
IGSTPP Jhajjar	1	500	10-Dec-23	16-Dec-23	7	Boiler Licence Renewal
IGSTPP Jhajjar	2	500	20-Jan-24	26-Jan-24	7	Boiler Licence Renewal
IGSTPP Jhajjar	3	500	29-Jan-24	3-Mar-24	35	Annual Overhauling
ANPARA TPS	5	500	1-Dec-23	30-Dec-23	30	AOH
ANPARA TPS	6	500	25-Feb-24	30-Mar-24	35	AOH WITH IPT WORK
Anpara C (LANCO)	1	600	16-Oct-23	5-Nov-23	21	Annual Overhaul
BARA TPP (PRAYAGRAJ)	1	660	1-Nov-23	1-Dec-23	31	BTG-AOH
BARA TPP (PRAYAGRAJ)	2	660	1-Jan-24	31-Jan-24	31	BTG-AOH
BARA TPP (PRAYAGRAJ)	3	660	15-Feb-24	22-Feb-24	8	BOILER RENEWAL
SSCTPP SURATGARH	7	660	1-Sep-23	30-Sep-23	30	Annual Boiler Overhaul
SSCTPP SURATGARH	8	660	1-Apr-23	21-Apr-23	21	Annual Boiler Overhaul
KALISINDH TPS (KATPP)	1	600	1-Feb-24	16-Mar-24	45	Capital Overhaul
KALISINDH TPS (KATPP)	2	600	1-Jun-24	21-Jun-24	21	Annual Boiler Overhaul
CSCTPP CHHABRA	5	660	15-Aug-23	8-Sep-23	25	Annual Boiler Overhaul
CSCTPP CHHABRA	6	660	15-Jul-23	8-Aug-23	25	Annual Boiler Overhaul
NABHA POWER LTD RAJPURA	1	700	1-May-23	15-May-23	15	FGD Interconnection / Boiler Inspection
NABHA POWER LTD RAJPURA	2	700	1-Oct-23	25-Oct-23	25	FGD Interconnection / Boiler Inspection
TALWANDI SABO TPP	3	660	1-Nov-23	22-Nov-23	22	Annual Overhaul
TALWANDI SABO TPP	1	660	1-Jan-24	22-Jan-24	22	Annual Overhaul

# Proposed Outage Schedule (2023-24)

## (Below 500MW - Thermal)

Station	Unit	Capacity (MW)	Outage from	Outage To	Duration (days)	Remarks
SINGRAULI STPS	3	200	15-Jun-23	30-Jul-23	46	Boiler+Generator+Generator replacement
UNCHAHAR-I TPS	2	210	1-Nov-23	5-Dec-23	35	Boiler+RLA of Boiler+ Boiler acid cleaning+Generator+R&M of feeders
UNCHAHAR-II TPS	2	210	10-Mar-24	8-Apr-24	30	Boiler+Generator+MOP+HP/IP SV/CV +Boiler RLA
UNCHAHAR-III TPS	1	210	1-May-23	4-Jun-23	35	Boiler+RLA of Boiler+ Boiler acid cleaning+Generator+HP/IP SV/CV
TANDA TPS	1	110	18-Aug-23	24-Sep-23	38	Boiler+Turbine COH
TANDA TPS	2	110	1-Apr-23	10-May-23	40	Boiler+Turbine COH
DADRI-I (NCTPP)	1	210	10-Oct-23	29-Oct-23	20	Boiler o/h
DADRI-I (NCTPP)	2	210	1-Apr-23	20-Apr-23	20	Boiler o/h
DADRI-I (NCTPP)	3	210	15-Feb-24	5-Mar-24	20	Boiler o/h
DADRI-II (NCTPP)	5	490	20-Feb-24	25-Mar-24	35	Boiler+Turbine
ANTA CCPP	GT-1	88.71	1-Apr-23	6-Apr-23	6	Minor inspection-4000 VOH
ANTA CCPP	GT-2	88.71	13-Nov-23	2-Dec-23	20	Minor inspection-12000 VOH+DDCMIS Upgradation of WHRB
ANTA CCPP	GT-3	88.71	5-Oct-23	3-Nov-23	30	MAJOR INSPECTION OF 16000 voh
ANTA CCPP	ST	153.2	23-May-23	25-May-23	3	WHRB-1 Boiler license renewal, ST will be available partially
ANTA CCPP	ST	153.2	28-Aug-23	30-Aug-23	3	WHRB-2 Boiler license renewal , ST will be available partially



# Proposed Outage Schedule (2023-24)

## (Below 500MW - Thermal)

Station	Unit	Capacity (MW)	Outage from	Outage To	Duration (days)	Remarks
AURAIYA CCPP	GT-2	111.19	15-Nov-23	14-Dec-23	30	Turbine inspection +Filter replacement+LP Evaporator tube bend replacement for WHRB-2
AURAIYA CCPP	ST-2	109.3	1-Apr-23	30-Apr-23	30	Major o/h of ST-2, (with ST-2 S/D WHRB-3,4 will be under s/d for LP Evaporator tube bend replacement
DADRI CCPP	GT-1	130.19	23-May-23	29-May-23	7	Boiler license renewal+AI Filter replacement
DADRI CCPP	GT-1	130.19	6-Nov-23	10-Nov-23	5	4000 EOH Inspection
DADRI CCPP	GT-2	130.19	1-Apr-23	7-Apr-23	7	8000 EOH Inspection
DADRI CCPP	GT-2	130.19	3-Jul-23	1-Aug-23	30	33000 EOH Inspection
DADRI CCPP	GT-2	130.19	14-Jan-24	18-Jan-24	5	4000 EOH Inspection+AI Filter replacement
DADRI CCPP	GT-3	130.19	23-May-23	27-May-23	5	4000 EOH Inspection
DADRI CCPP	GT-3	130.19	6-Nov-23	12-Nov-23	7	8000 EOH Inspection
DADRI CCPP	GT-4	130.19	18-May-23	24-May-23	7	8000 EOH Inspection
DADRI CCPP	GT-4	130.19	1-Nov-23	5-Nov-23	5	4000 EOH Inspection
DADRI CCPP	ST-1	154.51	3-Jul-23	12-Jul-23	10	Annual s/d, condenser cleaning
DADRI CCPP	ST-2	154.51	3-Jan-23	12-Jan-23	10	Annual s/d, condenser cleaning
ANPARA TPS	1	210	1-Jan-24	30-Jan-24	30	AOH
OBRA TPS	10	200	17-Nov-23	31-Dec-23	45	Capital Overhaul
OBRA TPS	12	200	25-Jan-24	23-Feb-24	30	Annual Overhaul
PARICHHA TPS	3	210	18-Nov-23	17-Dec-23	30	Annual Overhaul
PARICHHA TPS	5	250	1-Jan-24	30-Jan-24	30	Annual Overhaul
ROSA TPP Ph-I	2	300	5-Feb-24	24-Feb-24	20	Annual Overhaul

# Proposed Outage Schedule (2023-24)

## (Below 500MW - Thermal)

Station	Unit	Capacity (MW)	Outage from	Outage To	Duration (days)	Remarks
ROSA TPP Ph-I	1	300	16-Nov-23	30-Dec-23	45	Capital Overhaul
SSTPS SURATGARH	3	250	16-Aug-23	29-Sep-23	45	Capital Overhaul
SSTPS SURATGARH	6	250	15-Apr-23	5-May-23	21	Annual Boiler Overhaul
KOTA TPS (KSTPS)	1	110	15-Jan-24	4-Feb-24	21	Annual Boiler Overhaul
KOTA TPS (KSTPS)	2	110	6-Feb-24	26-Feb-24	21	Annual Boiler Overhaul
KOTA TPS (KSTPS)	3	210	1-Aug-23	21-Aug-23	21	Annual Boiler Overhaul
KOTA TPS (KSTPS)	4	210	10-Sep-23	24-Oct-23	45	Capital Overhaul
KOTA TPS (KSTPS)	5	210	1-Dec-23	21-Dec-23	21	Annual Boiler Overhaul
KOTA TPS (KSTPS)	6	195	1-Mar-24	21-Mar-24	21	Annual Boiler Overhaul
KOTA TPS (KSTPS)	7	195	1-Jul-23	21-Jul-23	21	Annual Boiler Overhaul
CTPP CHHABRA	1	250	11-Jul-23	30-Jul-23	20	Annual Boiler Overhaul
CTPP CHHABRA	2	250	26-Jun-23	18-Jul-23	23	Annual Boiler Overhaul
CTPP CHHABRA	3	250	1-Apr-23	20-Apr-23	20	Annual Boiler Overhaul
CTPP CHHABRA	4	250	1-Aug-23	9-Sep-23	40	Capital Overhaul
GGSSTP ROPAR	3	210	1-Nov-23	30-Nov-23	30	Capital O/H
GHTPS (LEHRA MOHBBAT)	1	210	10-Jan-24	29-Jan-24	20	Annual Maintenance
GHTPS (LEHRA MOHBBAT)	2	210	1-Nov-23	15-Dec-23	45	Capital O/H (HPT/IPT/LPT/Gen.)
GHTPS (LEHRA MOHBBAT)	4	250	10-Feb-24	25-Mar-24	45	Capital O/H (LPT/Gen.)

# Proposed Outage Schedule (2023-24)

## (Below 500MW - Nuclear)

Station	Unit	Capacity (MW)	Outage from	Outage To	Duration (days)	Remarks
RAPS-B	3	220	27-Oct-22	28-May-24	580	Enmasse Coolant Channel Replacement & Enmasse Feeder Replacement job as per regulatory requirement and will continue for 577 days.
RAPS-C	6	220	1-Dec-23	10-Jan-24	41	Biennial shutdown
NAPS Narora	2	220	1-Jul-23	31-Aug-23	62	NAPS-2 BSD FOR 60 DAYS

# Proposed Outage Schedule (2023-24)

## (Below 500MW - Gas)

Station	Unit	Capacity (MW)	Outage from	Outage To	Duration (days)	Remarks
PPS-I PPCL	GT-I	104	1-Nov-23	10-Dec-23	40	Major Inspection of Gas Turbine
PPS-I PPCL	GT-I	104	1-Mar-24	4-Mar-24	4	Boiler License renewal
PPS-I PPCL	GT-I	104	1-Dec-23	2-Dec-23	2	Air inlet filter replacement
PPS-I PPCL	GT-II	104	1-Nov-23	4-Nov-23	4	Boiler License renewal
PPS-I PPCL	GT-II	104	3-Dec-23	4-Dec-23	2	Air inlet filter replacement
PPS-III BAWANA	GT-I	216	1-Apr-23	8-Apr-23	8	HMI Upgradation
PPS-III BAWANA	GT-I	216	1-Nov-23	18-Nov-23	18	Mark VI Upgradation
PPS-III BAWANA	GT-II	216	1-Apr-23	8-Apr-23	8	HMI Upgradation
PPS-III BAWANA	GT-II	216	19-Nov-23	5-Dec-23	17	Mark VI Upgradation
PPS-III BAWANA	GT-III	216	20-May-23	26-May-23	7	HMI Upgradation
PPS-III BAWANA	GT-III	216	15-Dec-23	4-Jan-24	21	Hot Gas Path Inspection
PPS-III BAWANA	GT-IV	216	20-May-23	26-May-23	7	HMI Upgradation
PPS-III BAWANA	GT-IV	216	20-May-23	18-Jun-23	30	Hot Gas Path Inspection & Generator Overhauling
PPS-III BAWANA	ST-I	253.6	1-Apr-23	15-May-23	45	Major Overhauling
GTPS IPGCL	GT-I	30	19-Nov-23	22-Dec-23	34	Major Inspection of Gas Turbine
RAMGARH CCPP	GT-3	110	1-Aug-23	14-Sep-23	45	Major Inspection

# Proposed Outage Schedule (2023-24)

## (Below 500MW - Gas)

Station	Unit	Capacity (MW)	Outage from	Outage To	Duration (days)	Remarks
KASHIPUR CCPP (SRAVANTHI ENERGY)	GT-1	71.5	8-Apr-23	9-Apr-23	2	Offline water wash
KASHIPUR CCPP (SRAVANTHI ENERGY)	GT-1	71.5	5-Aug-23	6-Aug-23	2	Offline water wash
KASHIPUR CCPP (SRAVANTHI ENERGY)	GT-1	71.5	22-Dec-23	25-Dec-23	4	Offline water wash, Boiler inspection
KASHIPUR CCPP (SRAVANTHI ENERGY)	GT-2	71.5	6-May-23	7-May-23	2	Offline water wash
KASHIPUR CCPP (SRAVANTHI ENERGY)	GT-2	71.5	2-Sep-23	3-Sep-23	2	Offline water wash
KASHIPUR CCPP (SRAVANTHI ENERGY)	GT-2	71.5	22-Dec-23	25-Dec-23	4	Offline water wash, Boiler inspection

# Proposed Outage Schedule (2023-24)

## (Below 500MW - Hydro)

Station	Unit	Capacity (MW)	Outage from	Outage To	Duration (days)	Remarks
KOLDAM HPS	1	200	15-Feb-24	19-Feb-24	5	Inspection of Hydro Turbine+Generator
KOLDAM HPS	2	200	2-Jan-24	9-Jan-24	8	Inspection of Hydro Turbine+Generator
KOLDAM HPS	3	200	15-Jan-24	22-Jan-24	8	Inspection of Hydro Turbine+Generator
KOLDAM HPS	4	200	6-Feb-24	10-Feb-24	5	Inspection of Hydro Turbine+Generator
KOTESHWAR HPS	1	100	15-Mar-24	28-Apr-24	45	Planned Outage
KOTESHWAR HPS	2	100	1-Apr-23	15-May-23	45	Planned Outage
KOTESHWAR HPS	3	100	16-May-23	29-Jun-23	45	Planned Outage
KOTESHWAR HPS	4	100	1-Oct-23	14-Nov-23	45	Planned Outage
Tehri ST-1 HPS	1	250	20-Mar-23	3-May-23	45	Planned Outage
Tehri ST-1 HPS	2	250	28-Apr-23	27-May-23	30	Planned Outage
Tehri ST-1 HPS	3	250	21-May-23	19-Jun-23	30	Planned Outage
Tehri ST-1 HPS	4	250	13-Jun-23	12-Jul-23	30	Planned Outage
KARCHAM WANGTOO HPS	1	261.25	1-Dec-23	15-Dec-23	15	Annual Maintenance
KARCHAM WANGTOO HPS	2	261.25	30-Dec-23	13-Jan-24	15	Annual Maintenance
KARCHAM WANGTOO HPS	3	261.25	28-Jan-24	11-Feb-24	15	Annual Maintenance
KARCHAM WANGTOO HPS	4	261.25	28-Feb-24	14-Mar-24	16	Annual Maintenance

# Proposed Outage Schedule (2023-24)

## (Below 500MW - Hydro)

Station	Unit	Capacity (MW)	Outage from	Outage To	Duration (days)	Remarks
BHAKRA LEFT & RIGHT HPS	L-1	108	3-Oct-23	24-Oct-23	22	Maintenance of Capital Penstock Head Gates
BHAKRA LEFT & RIGHT HPS	L-1	108	8-Mar-24	29-Mar-24	22	Annual Maintenance & Checking of runner cavitation after RM&U
BHAKRA LEFT & RIGHT HPS	L-2	126	15-Jan-24	13-Feb-24	30	Annual Maintenance & Cavitation repair
BHAKRA LEFT & RIGHT HPS	L-3	126	30-Nov-23	21-Dec-23	22	Annual Maintenance & Checking of runner cavitation
BHAKRA LEFT & RIGHT HPS	L-4	126	30-Oct-23	28-Nov-23	30	Annual Maintenance & Cavitation repair
BHAKRA LEFT & RIGHT HPS	L-5	126	14-Feb-24	6-Mar-24	22	Annual Maintenance & Checking of runner cavitation
BHAKRA LEFT & RIGHT HPS	R-1	157	23-Dec-23	31-Jan-24	40	Annual Plus Rep of Governor
BHAKRA LEFT & RIGHT HPS	R-2	157	4-Oct-23	12-Nov-23	40	Annual Plus Rep of Governor
BHAKRA LEFT & RIGHT HPS	R-2	157	21-Dec-23	14-Jan-24	25	Capital Maintenance of PSHG
BHAKRA LEFT & RIGHT HPS	R-3	157	13-Nov-23	22-Dec-23	40	Annual Plus Rep of Governor
BHAKRA LEFT & RIGHT HPS	R-4	157	1-Feb-24	12-Mar-24	41	Annual Plus Rep of Governor
BHAKRA LEFT & RIGHT HPS	R-5	157	3-Oct-23	1-Mar-24	151	Capital Maintenance
BHAKRA LEFT & RIGHT HPS	R-5	157	13-Mar-24	21-Apr-24	40	Annual Plus Rep of Governor

# Proposed Outage Schedule (2023-24)

## (Below 500MW - Hydro)

Station	Unit	Capacity (MW)	Outage from	Outage To	Duration (days)	Remarks
GANGUWAL HPS	1	27.99	1-Apr-23	10-Apr-23	10	Annual Maintenance
GANGUWAL HPS	1	27.99	4-Jul-23	7-Jul-23	4	Quarterly Maintenance
GANGUWAL HPS	1	27.99	2-Nov-23	7-Nov-23	6	Half Yearly Maintenance
GANGUWAL HPS	2	24.2	11-Apr-23	20-Apr-23	10	Annual Maintenance
GANGUWAL HPS	2	24.2	8-Jul-23	11-Jul-23	4	Quarterly Maintenance
GANGUWAL HPS	2	24.2	8-Nov-23	13-Nov-23	6	Half Yearly Maintenance
GANGUWAL HPS	3	24.2	21-Apr-23	30-Apr-23	10	Annual Maintenance
GANGUWAL HPS	3	24.2	12-Jul-23	15-Jul-23	4	Quarterly Maintenance
GANGUWAL HPS	3	24.2	14-Nov-23	19-Nov-23	6	Half Yearly Maintenance
KOTLA HPS	1	28.94	1-Apr-23	10-Apr-23	10	Annual Maintenance
KOTLA HPS	1	28.94	4-Jul-23	7-Jul-23	4	Quarterly Maintenance
KOTLA HPS	1	28.94	2-Nov-23	7-Nov-23	6	Half Yearly Maintenance
KOTLA HPS	2	24.2	11-Apr-23	20-Apr-23	10	Annual Maintenance
KOTLA HPS	2	24.2	8-Jul-23	11-Jul-23	4	Quarterly Maintenance
KOTLA HPS	2	24.2	8-Nov-23	13-Nov-23	6	Half Yearly Maintenance
KOTLA HPS	3	24.2	21-Apr-23	30-Apr-23	10	Annual Maintenance
KOTLA HPS	3	24.2	12-Jul-23	15-Jul-23	4	Quarterly Maintenance
KOTLA HPS	3	24.2	14-Nov-23	19-Nov-23	6	Half Yearly Maintenance



# Proposed Outage Schedule (2023-24)

## (Below 500MW - Hydro)

Station	Unit	Capacity (MW)	Outage from	Outage To	Duration (days)	Remarks
DEHAR HPS	1	165	1-Oct-23	29-Dec-23	90	Capital Maintenance of Rotary valves
DEHAR HPS	2	165	1-Oct-23	8-Jan-24	100	Capital Maintenance of Machine & Rotary valves
DEHAR HPS	3	165	22-Dec-23	31-Mar-24	101	Capital Maintenance of Machine
DEHAR HPS	4	165	1-Jan-24	20-Jan-24	20	Annual Maintenance
DEHAR HPS	5	165	1-Feb-24	20-Feb-24	20	Annual Maintenance
DEHAR HPS	6	165	1-Mar-24	20-Mar-24	20	Annual Maintenance
PONG HPS	1	66	15-Apr-23	4-May-23	20	Annual Maintenance
PONG HPS	1	66	1-Oct-23	7-Oct-23	7	Half Yearly Maintenance
PONG HPS	2	66	5-May-23	24-May-23	20	Annual Maintenance
PONG HPS	2	66	22-Oct-23	28-Oct-23	7	Half Yearly Maintenance
PONG HPS	3	66	25-May-23	13-Jun-23	20	Annual Maintenance
PONG HPS	3	66	15-Oct-23	21-Oct-23	7	Half Yearly Maintenance
PONG HPS	4	66	15-Feb-24	5-Mar-24	20	Annual Maintenance
PONG HPS	4	66	8-Oct-23	14-Oct-23	7	Half Yearly Maintenance
PONG HPS	5	66	6-Mar-24	25-Mar-24	20	Annual Maintenance
PONG HPS	5	66	29-Oct-23	4-Nov-23	7	Half Yearly Maintenance
PONG HPS	6	66	26-Mar-24	14-Apr-24	20	Annual Maintenance
PONG HPS	6	66	5-Nov-23	11-Nov-23	7	Half Yearly Maintenance

# Proposed Outage Schedule (2023-24)

## (Below 500MW - Hydro)

Station	Unit	Capacity (MW)	Outage from	Outage To	Duration (days)	Remarks
RIHAND HPS	6	50	1-Mar-23	30-Mar-23	30	Annual Maintance
RIHAND HPS	1	50	1-Apr-23	30-Jun-23	91	Annual Maintance & Overhualing of intake gate
RIHAND HPS	4	50	20-Nov-23	25-Dec-23	36	Annual Maintance
RIHAND HPS	3	50	1-Jan-24	31-Jan-24	31	Annual Maintance
MAHI-II HPS BANSWARA	1	45	1-Jun-23	30-Jun-23	30	Annual Maintenance
MAHI-II HPS BANSWARA	2	45	1-May-23	30-May-23	30	Annual Maintenance
MAHI-I HPS BANSWARA	1	25	1-Jun-23	30-Jun-23	30	Annual Maintenance
MAHI-I HPS BANSWARA	2	25	1-May-23	30-May-23	30	Annual Maintenance
R P SAGAR HPS	1	43	16-May-23	5-Jun-23	21	Annual checks and routine maintenance work
R P SAGAR HPS	2	43	1-Apr-23	31-Mar-24	366	UNIT#2 under breakdown due to submergence of RPSPS due to flood in chambal river dated 14/09/2019
R P SAGAR HPS	3	43	1-Apr-23	31-Mar-24	366	UNIT#3 under breakdown due to submergence of RPSPS due to flood in chambal river dated 14/09/2019
R P SAGAR HPS	4	43	4-Apr-23	24-Apr-23	21	Annual checks and routine maintenance work
JAWAHAR SAGAR SPS	I	33	16-May-23	5-Jun-23	21	Annual checks and routine maintenance work
JAWAHAR SAGAR SPS	II	33	25-Apr-23	15-May-23	21	Annual checks and routine maintenance work
JAWAHAR SAGAR SPS	III	33	4-Apr-23	24-Apr-23	21	Annual checks and routine maintenance work

# Proposed Outage Schedule (2023-24)

## (Below 500MW - Hydro)

Station	Unit	Capacity (MW)	Outage from	Outage To	Duration (days)	Remarks
CHIBRO (YAMUNA) HPS	1	60	26-Mar-24	19-Apr-24	25	Annual Maintenance
CHIBRO (YAMUNA) HPS	2	60	1-Mar-24	25-Mar-24	25	Annual Maintenance
CHIBRO (YAMUNA) HPS	3	60	20-Apr-24	14-May-24	25	Annual Maintenance
CHIBRO (YAMUNA) HPS	4	60	1-Nov-23	28-Feb-24	120	Capital Maintenance
KHODRI HPS	1	30	15-Nov-23	15-Dec-23	31	Annual Maintenance
KHODRI HPS	2	30	21-Dec-23	20-Jan-24	31	Annual Maintenance
KHODRI HPS	3	30	25-Jan-24	24-Feb-24	31	Annual Maintenance
KHODRI HPS	4	30	1-Mar-24	30-Mar-24	30	Annual Maintenance
DHAKRANI POWER HOUSE	1	11.25	1-Nov-23	31-Mar-24	152	RMU
DHAKRANI POWER HOUSE	2	11.25	1-Jan-24	16-Jan-24	16	Annual Maintenance
DHAKRANI POWER HOUSE	3	11.25	17-Jan-24	31-Jan-24	15	Annual Maintenance
DHALIPUR POWER HOUSE	1	17	1-Jan-24	4-Feb-24	35	Annual Maintenance
DHALIPUR POWER HOUSE	2	17	1-Nov-23	4-Dec-23	34	Annual Maintenance
DHALIPUR POWER HOUSE	3	17	1-Apr-23	23-May-23	53	RMU
KULHAL POWER HOUSE	2	10	1-Nov-23	30-Nov-23	30	Annual Maintenance
KULHAL POWER HOUSE	3	10	3-Dec-23	1-Jan-24	30	Annual Maintenance

# Proposed Outage Schedule (2023-24)

## (Below 500MW - Hydro)

Station	Unit	Capacity (MW)	Outage from	Outage To	Duration (days)	Remarks
MANERI BHALI-II HPS DHARASU	1	76	15-Oct-23	13-Dec-23	60	Annual Maintenance
MANERI BHALI-II HPS DHARASU	2	76	15-Nov-23	13-Jan-24	60	Annual Maintenance
MANERI BHALI-II HPS DHARASU	3	76	1-Jan-24	3-Mar-24	63	Annual Maintenance
MANERI BHALI-II HPS DHARASU	4	76	20-Jan-24	30-Mar-24	71	Annual Maintenance
MANERI BHALI-I HPS TILOTH	1	30	12-Dec-23	14-Jan-24	34	Annual Maintenance
MANERI BHALI-I HPS TILOTH	2	30	15-Jan-24	14-Feb-24	31	Annual Maintenance
MANERI BHALI-I HPS TILOTH	3	30	15-Feb-24	16-Mar-24	31	Annual Maintenance
CHILLA POWER HOUSE	1	36	4-Feb-24	15-Mar-24	41	Annual Maintenance
CHILLA POWER HOUSE	2	36	15-Jan-23	14-May-23	120	Capital Maintenance
CHILLA POWER HOUSE	3	36	22-Mar-24	30-Apr-24	40	Annual Maintenance
CHILLA POWER HOUSE	4	36	1-Aug-23	31-Mar-24	244	RMU
KHATIMA POWER HOUSE	1	13.8	15-Nov-23	20-Dec-23	36	Annual Maintenance
KHATIMA POWER HOUSE	2	13.8	28-Dec-23	1-Feb-24	36	Annual Maintenance
KHATIMA POWER HOUSE	3	13.8	8-Feb-24	15-Mar-24	37	Annual Maintenance
RAMGANGA POWER HOUSE	1	66	16-Jun-23	31-Jan-24	230	Capital Maintenance
RAMGANGA POWER HOUSE	2	66	16-Jun-23	15-Jul-23	30	Annual Maintenance
RAMGANGA POWER HOUSE	3	66	23-Jul-23	22-Aug-23	31	Annual Maintenance
MOHAMMADPUR SHEP	1	3.1	24-Oct-23	12-Nov-23	20	Annual Maintenance
MOHAMMADPUR SHEP	2	3.1	24-Oct-23	12-Nov-23	20	Annual Maintenance

# Proposed Outage Schedule (2023-24)

## (Below 500MW - Hydro)

Station	Unit	Capacity (MW)	Outage from	Outage To	Duration (days)	Remarks
MOHAMMADPUR SHEP	3	3.1	24-Oct-23	12-Nov-23	20	Annual Maintenance
PATHRI SHEP	1	6.8	24-Oct-23	12-Nov-23	20	Annual Maintenance
PATHRI SHEP	2	6.8	24-Oct-23	12-Nov-23	20	Annual Maintenance
PATHRI SHEP	3	6.8	24-Oct-23	12-Nov-23	20	Annual Maintenance
VYASI POWER HOUSE	1	60	1-Nov-23	31-Dec-23	61	Annual Maintenance
VYASI POWER HOUSE	2	60	1-Jan-24	29-Feb-24	60	Annual Maintenance
NATHPA JHAKRI HPS	1	250	1-Jan-24	10-Jan-24	10	Annual maintenance
NATHPA JHAKRI HPS	2	250	12-Jan-24	21-Jan-24	10	Annual maintenance
NATHPA JHAKRI HPS	3	250	23-Jan-24	1-Feb-24	10	Annual maintenance
NATHPA JHAKRI HPS	4	250	5-Feb-24	14-Feb-24	10	Annual maintenance
NATHPA JHAKRI HPS	5	250	19-Feb-24	28-Feb-24	10	Annual maintenance
NATHPA JHAKRI HPS	6	250	1-Mar-24	10-Mar-24	10	Annual maintenance
RAMPUR HPS	1	68.67	1-Jan-24	10-Jan-24	10	Annual maintenance
RAMPUR HPS	2	68.67	12-Jan-24	21-Jan-24	10	Annual maintenance
RAMPUR HPS	3	68.67	23-Jan-24	1-Feb-24	10	Annual maintenance
RAMPUR HPS	4	68.67	5-Feb-24	14-Feb-24	10	Annual maintenance
RAMPUR HPS	5	68.67	19-Feb-24	28-Feb-24	10	Annual maintenance
RAMPUR HPS	6	68.67	1-Mar-24	10-Mar-24	10	Annual maintenance

# Proposed Outage Schedule (2023-24)

## (Below 500MW - Hydro)

Station	Unit	Capacity (MW)	Outage from	Outage To	Duration (days)	Remarks
BAIRA SIUL HPS	1	60	16-Jan-24	14-Feb-24	30	Annual Maintenance
BAIRA SIUL HPS	2	60	16-Dec-23	14-Jan-24	30	Annual Maintenance
BAIRA SIUL HPS	3	60	15-Nov-23	14-Dec-23	30	Annual Maintenance
SALAL ST-1&2 HPS	I-1	115	20-Oct-23	8-Nov-23	20	Annual Maintenance
SALAL ST-1&2 HPS	I-2	115	15-Nov-23	4-Dec-23	20	Annual Maintenance
SALAL ST-1&2 HPS	I-3	115	2-Jan-24	21-Jan-24	20	Annual Maintenance
SALAL ST-1&2 HPS	II-1	115	6-Dec-23	25-Dec-23	20	Annual Maintenance
SALAL ST-1&2 HPS	II-2	115	26-Feb-24	16-Mar-24	20	Annual Maintenance
SALAL ST-1&2 HPS	II-3	115	27-Dec-23	24-Feb-24	60	Capital Maintenance
TANAKPUR HPS	1	31.4	15-Nov-23	19-Dec-23	35	Annual Maintenance
TANAKPUR HPS	2	31.4	24-Dec-23	27-Jan-24	35	Annual Maintenance
TANAKPUR HPS	3	31.4	31-Jan-24	5-Mar-24	35	Annual Maintenance
CHAMERA- I HPS	1	180	5-Dec-23	25-Dec-23	21	Annual Maintenance
CHAMERA- I HPS	2	180	27-Dec-23	16-Jan-24	21	Annual Maintenance
CHAMERA- I HPS	3	180	18-Jan-24	7-Feb-24	21	Annual Maintenance
URI-I HPS	1	120	16-Dec-23	14-Jan-24	30	Capital Maintenance
URI-I HPS	2	120	15-Jan-24	13-Feb-24	30	Capital Maintenance
URI-I HPS	3	120	6-Nov-23	25-Nov-23	20	Annual Maintenance
URI-I HPS	4	120	26-Nov-23	15-Dec-23	20	Annual Maintenance

# Proposed Outage Schedule (2023-24)

## (Below 500MW - Hydro)

Station	Unit	Capacity (MW)	Outage from	Outage To	Duration (days)	Remarks
URI-I HPS	1	120	14-Feb-24	10-Mar-24	26	Complete shutdown from 14.02.2024 to 10.03.2024 (25 days) for upgradation of GIS DCS system.
URI-I HPS	2	120	14-Feb-24	10-Mar-24	26	Complete shutdown from 14.02.2024 to 10.03.2024 (25 days) for upgradation of GIS DCS system.
URI-I HPS	3	120	14-Feb-24	10-Mar-24	26	Complete shutdown from 14.02.2024 to 10.03.2024 (25 days) for upgradation of GIS DCS system.
URI-I HPS	4	120	14-Feb-24	10-Mar-24	26	Complete shutdown from 14.02.2024 to 10.03.2024 (25 days) for upgradation of GIS DCS system.
CHAMERA- II HPS	1	100	15-Dec-23	29-Dec-23	15	Annual Maintenance
CHAMERA- II HPS	2	100	15-Nov-23	29-Nov-23	15	Annual Maintenance
CHAMERA- II HPS	3	100	2-Jan-24	31-Jan-24	30	Capital Maintenance
DHAULI GANGA HPS	1	70	2-Jan-24	23-Jan-24	22	Annual Maintenance
DHAULI GANGA HPS	2	70	24-Jan-24	14-Feb-24	22	Annual Maintenance
DHAULI GANGA HPS	3	70	15-Feb-24	7-Mar-24	22	Annual Maintenance
DHAULI GANGA HPS	4	70	8-Mar-24	29-Mar-24	22	Annual Maintenance



# Proposed Outage Schedule (2023-24)

## (Below 500MW - Hydro)

Station	Unit	Capacity (MW)	Outage from	Outage To	Duration (days)	Remarks
DULHASTI HPS	1	130	15-Nov-23	4-Dec-23	20	Annual Maintenance
DULHASTI HPS	2	130	6-Dec-23	25-Dec-23	20	Annual Maintenance
DULHASTI HPS	3	130	27-Dec-23	15-Jan-24	20	Annual Maintenance
SEWA-II HPS	1	40	17-Nov-23	29-Nov-23	13	Annual Maintenance
SEWA-II HPS	2	40	2-Dec-23	30-Dec-23	29	Annual Maintenance
SEWA-II HPS	3	40	2-Jan-24	14-Jan-24	13	Annual Maintenance
CHAMERA-III HPS	1	77	5-Jan-24	16-Jan-24	12	Annual Maintenance
CHAMERA-III HPS	2	77	31-Jan-24	21-Feb-24	22	Capital Maintenance
CHAMERA-III HPS	3	77	18-Jan-24	29-Jan-24	12	Annual Maintenance
URI-II HPS	1	60	1-Nov-23	20-Nov-23	20	Annual Maintenance
URI-II HPS	2	60	23-Nov-23	12-Dec-23	20	Annual Maintenance
URI-II HPS	3	60	15-Dec-23	3-Jan-24	20	Annual Maintenance
URI-II HPS	4	60	6-Jan-24	4-Feb-24	30	Annual Maintenance
PARBATI-III HPS	1	130	1-Nov-23	30-Nov-23	30	Annual Maintenance
PARBATI-III HPS	2	130	1-Dec-23	30-Dec-23	30	Annual Maintenance
PARBATI-III HPS	3	130	1-Jan-24	30-Jan-24	30	Annual Maintenance
PARBATI-III HPS	4	130	1-Feb-24	1-Mar-24	30	Annual Maintenance
NIMMO BAZGO HPS	1	15	16-Nov-23	8-Dec-23	23	Annual Maintenance
NIMMO BAZGO HPS	2	15	10-Dec-23	1-Jan-24	23	Annual Maintenance
NIMMO BAZGO HPS	3	15	3-Jan-24	25-Jan-24	23	Annual Maintenance



# Proposed Outage Schedule (2023-24)

## (Below 500MW - Hydro)

Station	Unit	Capacity (MW)	Outage from	Outage To	Duration (days)	Remarks
CHUTAK HPS	1	11	1-Nov-23	30-Nov-23	30	Annual Maintenance
CHUTAK HPS	2	11	1-Dec-23	30-Dec-23	30	Annual Maintenance
CHUTAK HPS	3	11	31-Dec-23	29-Jan-24	30	Annual Maintenance
CHUTAK HPS	4	11	30-Jan-24	28-Feb-24	30	Annual Maintenance
KISHANGANGA HPS	1	110	15-Nov-23	29-Nov-23	15	Annual Maintenance
KISHANGANGA HPS	2	110	3-Dec-23	22-Dec-23	20	Annual Maintenance
KISHANGANGA HPS	3	110	26-Dec-23	14-Jan-24	20	Annual Maintenance
LARJI HPS	1	42	15-Feb-24	25-Mar-24	40	Annual Maintenance of M/Cs and associated Equipment's
LARJI HPS	2	42	26-Dec-23	8-Feb-24	45	Annual Maintenance of M/Cs and associated Equipment's
LARJI HPS	3	42	1-Nov-23	10-Dec-23	40	Annual Maintenance of M/Cs and associated Equipment's
BASSI HPS	1	16.5	15-Oct-23	30-Nov-23	47	To carry out the annual maintenance for machine during lean season
BASSI HPS	2	16.5	15-Nov-23	27-Dec-23	43	To carry out the annual maintenance for machine during lean season
BASSI HPS	3	16.5	23-Jan-24	5-Mar-24	43	To carry out the annual maintenance for machine during lean season
BASSI HPS	4	16.5	2-Jan-24	10-Feb-24	40	To carry out the annual maintenance for machine during lean season

# Proposed Outage Schedule (2023-24)

## (Below 500MW - Hydro)

Station	Unit	Capacity (MW)	Outage from	Outage To	Duration (days)	Remarks
GIRI BATA HPS	1	30	15-Apr-23	15-May-23	31	Annual Maintenance of M/Cs and associated Equipment's
GIRI BATA HPS	2	30	15-Dec-23	15-Jan-24	32	Annual Maintenance of M/Cs and associated Equipment's
GHANVI HPS	1	11.25	1-Dec-23	31-Jan-24	62	Annual Maintenance of M/Cs and associated Equipment's
GHANVI HPS	2	11.25	1-Feb-24	31-Mar-24	60	Annual Maintenance of M/Cs and associated Equipment's
GHANVI-II HPS	1	5	1-Dec-23	31-Jan-24	62	Annual Maintenance of M/Cs and associated Equipment's
GHANVI-II HPS	2	5	1-Feb-24	31-Mar-24	60	Annual Maintenance of M/Cs and associated Equipment's
ANDHARA HPS	1	5.65	20-Dec-23	25-Jan-24	37	Annual Maintenance of M/Cs and associated Equipment's
ANDHARA HPS	2	5.65	5-Nov-23	15-Dec-23	41	Annual Maintenance of M/Cs and associated Equipment's
ANDHARA HPS	3	5.65	15-Nov-23	8-Dec-23	24	Annual Maintenance of M/Cs and associated Equipment's
BANER HEP	1	4	1-Nov-23	30-Nov-23	30	Annual Maintenance of M/Cs and associated Equipment's

# Proposed Outage Schedule (2023-24)

## (Below 500MW - Hydro)

Station	Unit	Capacity (MW)	Outage from	Outage To	Duration (days)	Remarks
BANER HEP	2	4	1-Dec-23	31-Dec-23	31	Annual Maintenance of M/Cs and associated Equipment's
BANER HEP	3	4	1-Jan-24	31-Jan-24	31	Annual Maintenance of M/Cs and associated Equipment's
KHAULI HEP	1	6	7-Nov-23	31-Dec-23	55	Annual Maintenance of M/Cs and associated Equipment's
KHAULI HEP	2	6	1-Jan-24	28-Feb-24	59	Annual Maintenance of M/Cs and associated Equipment's
GAJ HEP	1	3.5	17-Oct-23	19-Nov-23	34	Annual Maintenance of M/Cs and associated Equipment's
GAJ HEP	2	3.5	21-Nov-23	29-Dec-23	39	Annual Maintenance of M/Cs and associated Equipment's
GAJ HEP	3	3.5	30-Dec-23	3-Feb-24	36	Annual Maintenance of M/Cs and associated Equipment's
BINWA HEP	1	3	14-Nov-23	12-Dec-23	29	Annual Maintenance of M/Cs and associated Equipment's
BINWA HEP	2	3	13-Dec-23	15-Jan-24	34	Annual Maintenance of M/Cs and associated Equipment's

# Proposed Outage Schedule (2023-24)

## (Below 500MW - Hydro)

Station	Unit	Capacity (MW)	Outage from	Outage To	Duration (days)	Remarks
IA HEPL	1	12	1-Oct-23	30-Oct-23	30	Annual Maintenance
IA HEPL	2	12	1-Nov-23	30-Nov-23	30	Annual Maintenance
IA HEPL	3	12	1-Dec-23	30-Dec-23	30	Annual Maintenance
SANDHYA HEP LTD (BALARGA)	1	3	10-Dec-23	20-Dec-23	11	Annual Maintenance
SANDHYA HEP LTD (BALARGA)	2	3	10-Jan-24	20-Jan-24	11	Annual Maintenance
SANDHYA HEP LTD (BALARGA)	3	3	10-Feb-24	20-Feb-24	11	Annual Maintenance
UPPER NANTI HEPL	1	6.75	15-Nov-23	31-Dec-23	47	For Annual Preventive Maintenance
UPPER NANTI HEPL	2	6.75	1-Nov-24	20-Dec-24	50	For Annual Preventive Maintenance
RALA HEP	1	6.5	15-Dec-23	30-Dec-23	16	Annual Planned Maintenance & Repair work during lean season
RALA HEP	2	6.5	10-Jan-23	25-Jan-24	16	Annual Planned Maintenance & Repair work during lean season
LOWER NANTI HPPL	1	7	2-Nov-23	30-Dec-23	59	Annual maint. of Turbine Components
LOWER NANTI HPPL	2	7	16-Jan-24	12-Mar-24	57	Annual maint. of Turbine Components
MALANA HPS	1	43	1-Jan-24	15-Jan-24	15	Annual Maintenance
MALANA HPS	2	43	1-Feb-24	15-Feb-24	15	Annual Maintenance
KASHANG INTEGRATED HEP	2	65	1-Nov-23	15-Nov-23	15	AMC
KASHANG INTEGRATED HEP	2	65	15-Nov-23	1-Dec-23	17	AMC
KASHANG INTEGRATED HEP	3	65	15-Feb-24	29-Feb-24	15	AMC

# Proposed Outage Schedule (2023-24)

## (Below 500MW - Hydro)

Station	Unit	Capacity (MW)	Outage from	Outage To	Duration (days)	Remarks
SANJAY HPS (BHABA)	1	40	5-Jan-24	15-Feb-24	42	Annual Maintenance of M/Cs and associated Equipments
SANJAY HPS (BHABA)	2	40	26-Dec-23	8-Feb-24	45	Annual Maintenance of M/Cs and associated Equipments
SANJAY HPS (BHABA)	3	40	5-Nov-23	31-Dec-23	57	Annual Maintenance of M/Cs and associated Equipments
BHPCPL LOWER ALEO	1	1.25	15-Dec-23	20-Dec-23	6	preventive/predictive maintenance
BHPCPL LOWER ALEO	2	1.25	21-Dec-23	26-Dec-23	6	preventive/predictive maintenance
SAWRA KUDDU HEP	1	37	1-Jan-24	25-Jan-24	25	Annual/biannual maintenance
SAWRA KUDDU HEP	2	37	1-Feb-24	25-Feb-24	25	Annual/biannual maintenance
SAWRA KUDDU HEP	3	37	1-Mar-24	25-Mar-24	25	Annual/biannual maintenance
BAJOLI HOLI	1	60	1-Dec-23	15-Dec-23	15	Annual Maintenance
BAJOLI HOLI	2	60	16-Dec-23	30-Dec-23	15	Annual Maintenance
BAJOLI HOLI	3	60	3-Jan-24	18-Jan-24	16	Annual Maintenance

Thanks...

## Proposed Figures submitted by SLDC's for Demand and Availability from Oct'22 to Mar'23

Region	State	Anticipated Energy Requirement(in MU)					
		October-22	November-22	December-22	January-23	February-23	March-23
NR	Delhi	2750	2000	2300	2400	1990	2125
	Punjab	5060	3340	3970	3990	3780	4410
	UP	11100	8700	10100	10300	9900	11500
	Uttarakhand	1219	1086	1265	1336	1147	1200

Region	State	Anticipated Peak Demand (in MW)					
		October-22	November-22	December-22	January-23	February-23	March-23
NR	Delhi	5400	3900	5450	5500	5000	4700
	Punjab	11557	6200	7450	7230	7490	7670
	UP	22500	17200	19500	20000	18500	20800
	Uttarakhand	2046	1842	2153	2285	2188	1984

Region	State	Anticipated Energy Availability(in MU)					
		October-22	November-22	December-22	January-23	February-23	March-23
NR	Delhi	3168	2792	3189	3239	3064	3282
	Punjab	5060	3340	3970	3990	3780	4410
	UP	11300	9000	10200	10400	10100	11700
	Uttarakhand	1123	889	915	852	789	951

Region	State	Anticipated Power Availability Peak Time (in MW)					
		October-22	November-22	December-22	January-23	February-23	March-23
NR	Delhi	4830	4194	4859	4843	4203	4816
	Punjab	11557	6200	7450	7230	7490	7670
	UP	22500	17200	19500	20000	18500	20800
	Uttarakhand	1599	1320	1315	1232	1271	1383